# 北京东方雨虹防水技术股份有限公司

**BEIJING ORIENTAL YUHONG WATERPROOF TECHNOLOGY CO., LTD.**

# 2014 年年度报告

002271



cninf 巨潮资讯 www.cninfo.com.cn 中国证监会指定信息披露网站

彪

**2014 12 31**

**416,326,636 10 2.00**

**0 10 10**

**(**

**)**

**彪**

彪

2014 ..... 1
..... 2
..... 8
..... 10
..... 13
..... 46
..... 59
..... 67
..... 68
..... 78
..... 87
..... 89
..... 233



cninf 巨潮资讯 www.cninfo.com.cn 中国证监会指定信息披露

**1**

彪 2014

彪

**2**



cninf 巨潮资讯 www.cninfo.com.cn 中国证监会指定信息披露网站

彪 彪

**3**

MDI SBS

彪

2014

**4**



cninf 巨潮资讯 www.cninfo.com.cn 中国证监会指定信息披露网站

**5**



cninf 巨潮资讯 www.cninfo.com.cn 中国证监会指定信息披露网站

| | | | |
|---|---|---|---|
| | | | 002271 |
| | | | |
| | | | |
| | | | |
| | BEIJING ORIENTAL YUHONG WATERPROOF TECHNOLOGY CO., LTD. | | |
| | ORIENTAL YUHONG | | |
| | | | |
| | 2 | | |
| | 101309 | | |
| | 4 | | |
| | 100123 | | |
| | www.yuhong.com.cn | | |
| | stocks@yuhong.com.cn | | |

| | | |
|---|---|---|
| | | |
| | 4 | |
| | 010-85762629 | |
| | 010-85762629 | |
| | stocks@yuhong.com.cn | |

| | |
|---|---|
| | |
| | www.cninfo.com.cn |
| | |



cninfo 巨潮资讯 www.cninfo.com.cn 中国证监会指定信息披露网站

| | 2014 | 2013 | | | 2012 | |
|---|---|---|---|---|---|---|
| | | | | | | |
| | 5,005,923,672.60 | 3,902,626,865.51 | 3,902,626,865.51 | 28.27% | 2,978,570,323.20 | 2,978,570,323.20 |
| | 576,550,564.08 | 363,706,631.32 | 358,496,468.13 | 60.82% | 188,662,710.95 | 188,662,710.95 |
| 彪 | 553,270,468.30 | 341,851,199.17 | 336,641,035.98 | 64.35% | 164,449,579.34 | 164,449,579.34 |
| | 351,061,516.89 | 263,594,485.15 | 263,594,485.15 | 33.18% | 383,825,845.26 | 383,825,845.26 |
| / | 1.59 | 1.04 | 1.04 | 52.88% | 0.55 | 0.55 |
| / | 1.50 | 1.00 | 0.98 | 53.06% | 0.55 | 0.55 |
| | 25.32% | 25.36% | 25.71% | -0.39% | 16.19% | 16.19% |
| | 2014 | 2013 | | | 2012 | |
| | | | | | | |
| | 5,141,218,866.06 | 3,520,051,366.85 | 3,520,832,891.33 | 46.02% | 2,811,357,044.13 | 2,811,357,044.13 |
| | 3,436,505,556.26 | 1,681,288,789.06 | 1,589,242,572.76 | 116.24% | 1,244,583,811.35 | 1,244,583,811.35 |

**幅**

**1** **幅**



cninf 巨潮资讯 www.cninfo.com.cn 中国证监会指定信息披露

幅

**2** **幅**

幅

**彪**

| | 2014 | 2013 | 2012 | |
|---|---|---|---|---|
| | -392,605.94 | -1,441,210.68 | -1,788,081.26 | |
| | 27,399,092.00 | 29,605,013.23 | 33,342,305.09 | |
| | 165,674.10 | | | |
| 彪 彪<br>彪 彪 | 67,380.00 | | | |
| | 439,381.11 | 529,782.06 | -664,844.61 | |
| 彪 | -552,137.24 | | | |
| | 3,709,949.16 | 6,676,445.23 | 6,537,433.42 | |
| | 136,739.09 | 161,707.23 | 138,814.19 | |
| | 23,280,095.78 | 21,855,432.15 | 24,213,131.61 | -- |

彪 1 彪

彪 彪 1



cninf 巨潮资讯 www.cninfo.com.cn 中国证监会指定信息披露网站

彪 彪 彪

彪 1 彪

彪 彪



cninf 巨潮资讯 www.cninfo.com.cn 中国证监会指定信息披露网站

2014

**1**

5, 005, 923, 672. 60 28. 27%

576, 550, 564. 08 60. 82%

彪



cninf 巨潮资讯 www.cninfo.com.cn 中国证监会指定信息披露网站

1

2

彪

3

2014



cninf 巨潮资讯 www.cninfo.com.cn 中国证监会指定信息披露网站

40

4

58 625

8

彪 彪

彪

20% 幅

2

单位：元

| 项目 | 2014年度 | 2013年度 | 本年比上年增长情况 |
|---|---|---|---|
| 主营业务收入 | 4,970,783,295.60 | 3,873,291,406.71 | 28.33% |
| 其他业务收入 | 35,140,377.00 | 29,335,458.80 | 19.79% |
| 合计 | 5,005,923,672.60 | 3,902,626,865.51 | 28.27% |

28.27%

| | | | 2014 | 2013 | |
|---|---|---|---|---|---|
| | | | 161,480,338.51 | 131,529,786.63 | 22.77% |
| | | | 162,979,975.5 | 128,714,092.45 | 26.62% |
| | | | 6,895,777.4 | 5,396,140.41 | 27.79% |

30%



cninf 巨潮资讯 www.cninfo.com.cn 中国证监会指定信息披露网站

| | |
|---|---|
| | 944,371,015.42 |
| | 18.87% |

5

| | | | |
|---|---|---|---|
| 1 | | 459,510,134.37 | 9.18% |
| 2 | | 238,846,279.52 | 4.77% |
| 3 | | 112,405,114.04 | 2.25% |
| 4 | | 78,473,684.40 | 1.57% |
| 5 | | 55,135,803.09 | 1.10% |
| | -- | 944,371,015.42 | 18.87% |

3

| | | 2014 | | 2013 | | |
|---|---|---|---|---|---|---|
| | | | | | | |
| | | 2,367,451,551.74 | 93.02% | 2,007,745,461.46 | 94.42% | 17.92% |
| | | 55,538,143.28 | 2.18% | 37,354,754.18 | 1.76% | 48.68% |
| | | 33,839,278.12 | 1.33% | 19,628,476.49 | 0.92% | 72.40% |
| | | 88,255,428.83 | 3.47% | 61,669,805.49 | 2.90% | 43.11% |
| | | 133,676,502.34 | 26.12% | 93,343,386.58 | 25.04% | 43.21% |
| | | 313,413,055.27 | 61.24% | 227,095,811.13 | 60.92% | 38.01% |
| | | 43,705,870.22 | 8.54% | 36,010,268.15 | 9.66% | 21.37% |
| | | 20,982,911.93 | 4.10% | 16,327,637.11 | 4.38% | 28.51% |
| | | 116,547,183.58 | 85.26% | 69,250,969.67 | 83.80% | 68.30% |
| | | 9,641,942.03 | 7.05% | 5,940,175.38 | 7.19% | 62.32% |
| | | 10,506,918.94 | 7.69% | 7,451,019.59 | 9.01% | 41.01% |

| | | 2014 | | 2013 | | |
|---|---|---|---|---|---|---|
| | | | | | | |



cninf 巨潮资讯 www.cninfo.com.cn 中国证监会指定信息披露

| | | | | | | |
|---|---|---|---|---|---|---|
| | | 1,686,693,725.75 | 92.97% | 1,435,059,130.82 | 94.42% | 17.53% |
| | | 35,191,403.29 | 1.94% | 22,798,016.27 | 1.50% | 54.36% |
| | | 27,731,727.16 | 1.53% | 16,110,598.16 | 1.06% | 72.13% |
| | | 64,639,513.32 | 3.56% | 45,900,006.09 | 3.02% | 40.83% |
| | | 680,757,826.00 | 93.15% | 572,686,330.65 | 94.42% | 18.87% |
| | | 20,346,739.99 | 2.78% | 14,556,737.91 | 2.40% | 39.78% |
| | | 6,107,550.96 | 0.84% | 3,517,878.33 | 0.58% | 73.61% |
| | | 23,615,915.50 | 3.23% | 15,769,799.40 | 2.60% | 49.75% |
| | | 133,676,502.34 | 26.12% | 93,343,386.58 | 25.04% | 43.21% |
| | | 313,413,055.27 | 61.24% | 227,095,811.13 | 60.92% | 38.01% |
| | | 43,705,870.22 | 8.54% | 36,010,268.15 | 9.66% | 21.37% |
| | | 20,982,911.93 | 4.10% | 16,327,637.11 | 4.38% | 28.51% |
| | | 116,547,183.58 | 85.26% | 69,250,969.67 | 83.80% | 68.30% |
| | | 9,641,942.03 | 7.05% | 5,940,175.38 | 7.19% | 62.32% |
| | | 10,506,918.94 | 7.69% | 7,451,019.59 | 9.01% | 41.01% |

2014

| | |
|---|---|
| | 1,114,384,094.62 |
| | 23.52% |

5

| | | | |
|---|---|---|---|
| 1 | | 594,882,340.13 | 12.56% |
| 2 | | 215,944,830.74 | 4.56% |
| 3 | | 129,060,130.96 | 2.72% |
| 4 | | 88,032,192.94 | 1.86% |
| 5 | | 86,464,599.85 | 1.82% |
| | -- | 1,114,384,094.62 | 23.52% |



cninf 巨潮资讯 www.cninfo.com.cn 中国证监会指定信息披露

4

单位：万元

| | | | | | | |
|---|---|---|---|---|---|---|
| 30,799.61 | 销售费用 | 47,740.01 | 9.54% | 39,934.66 | 10.55% | 1.56% |
| 24,355.86 | 管理费用 | 51,266.89 | 10.24% | 35,517.72 | 44.34% | 3.15% |
| -0.15% | 6,674.82 | 财务费用 | 5,684.19 | 1.14% | 6,410.46 | -11.33% |
| 0.10% | 3,134.02 | 所得税费用 | 6,889.26 | 1.38% | 7,364.59 | -6.45% |
| 4.47% | 64,964.31 | 合计 | 111,580.36 | 22.29% | 89,227.44 | 25.05% |

15749.17 44.34%

5,552.31

3,727.39

5

| | 2014年 | 2013年 | 2012年 |
|---|---|---|---|
| 研发投入金额（元） | 225,020,045.27 | 154,465,635.11 | 109,278,169.36 |
| [illegible] | [illegible] | [illegible] | [illegible] |
| [illegible] | [illegible] | [illegible] | [illegible] |

6

| | 2014 | 2013 | |
|---|---|---|---|
| | 5,457,129,085.16 | 4,394,359,937.77 | 24.18% |
| | 5,106,067,568.27 | 4,130,765,452.62 | 23.61% |
| | 351,061,516.89 | 263,594,485.15 | 33.18% |
| | 40,535,450.16 | 23,129,971.44 | 75.25% |
| | 535,955,092.59 | 366,020,177.09 | 46.43% |
| | -495,419,642.43 | -342,890,205.65 | -44.48% |
| | 2,676,020,331.78 | 1,294,168,378.71 | 106.78% |



cninf 巨潮资讯 www.cninfo.com.cn 中国证监会指定信息披露网站

| | | | |
|---|---|---|---|
| | 2,008,754,068.79 | 1,249,439,464.99 | 60.77% |
| | 667,266,262.99 | 44,728,913.72 | 1,391.80% |
| | 522,964,861.12 | -34,730,110.99 | 1,605.80% |

30%

33.18%

75.25%

46.43%

30%

106.78%

60.77%

1391.80% 1605.8%

幅

| | | | | | | |
|---|---|---|---|---|---|---|
| | | | | | | |
| | 4,009,774,356.43 | 2,545,084,401.97 | 36.53% | 23.83% | 19.69% | 2.20% |
| | 757,490,897.05 | 511,778,339.76 | 32.44% | 41.15% | 37.29% | 1.90% |
| | 203,518,042.12 | 136,696,044.55 | 32.83% | 106.67% | 65.41% | 16.75% |
| | 4,970,783,295.60 | 3,193,558,786.28 | 35.75% | 28.33% | 23.69% | 4.64% |
| | | | | | | |
| | 2,724,083,482.36 | 1,814,256,369.52 | 33.40% | 25.11% | 19.37% | 3.20% |
| | 1,285,690,874.07 | 730,828,032.45 | 43.16% | 21.21% | 20.49% | 0.34% |
| | 757,490,897.05 | 511,778,339.76 | 32.44% | 41.15% | 37.29% | 1.90% |



cninf 巨潮资讯 www.cninfo.com.cn 中国证监会指定信息披露

| | | | | | | |
|---|---|---|---|---|---|---|
| | 203,518,042.12 | 136,696,044.55 | 32.83% | 106.67% | 65.41% | 16.75% |
| | 4,970,783,295.60 | 3,193,558,786.28 | 35.75% | 28.33% | 23.69% | 4.64% |

1

| | | | | | | | |
|---|---|---|---|---|---|---|---|
| | | | | | | | |
| 2. | 0.00 | 67,380.00 | 0.00 | 0.00 | | | 67,380.00 |
| | 0.00 | 67,380.00 | 0.00 | 0.00 | | | 67,380.00 |
| | 0.00 | 67,380.00 | 0.00 | 0.00 | 0.00 | 0.00 | 67,380.00 |
| | 0.00 | 0.00 | 0.00 | 0.00 | 0.00 | 0.00 | 0.00 |

彪

1

2

2009 11

3

4

5

150 800 /



cninf 巨潮资讯 www.cninfo.com.cn 中国证监会指定信息披露网站

6

彪

1

1

| | | |
|---|---|---|
| | | |
| 200,173,098.20 | 80,000,000.00 | 250.22% |
| | | |
| | | |
| | | 100.00% |
| | | 100.00% |
| | | 100.00% |
| | | 100.00% |

2

3

4



cninf 巨潮资讯 www.cninfo.com.cn 中国证监会指定信息披露网站

2

1

2

3

3

1

| | |
|---|---|
| | 170,263.95 |
| | 62,231.99 |
| | 106,796.59 |
| | 0 |
| | 13,000 |
| | 7.64% |
| | |
| 2010 45,141.05 0 44,564.60 159.45 735.90 2014 125,122.90 62,231.99 62,231.99 62,890.91 | |



cninf 巨潮资讯 www.cninfo.com.cn 中国证监会指定信息披露网站

| | | | | | | | | | | |
|---|---|---|---|---|---|---|---|---|---|---|
| | -- | 170,263.95 | 170,263.95 | 62,231.99 | 106,796.59 | -- | -- | 12,622.34 | -- | -- |
| | | | | | | | | | | |
| | -- | 0 | 0 | 0 | 0 | 0.00% | -- | -- | -- | -- |
| | -- | 0 | 0 | 0 | 0 | 0.00% | -- | -- | -- | -- |
| | -- | 0 | 0 | 0 | 0 | -- | -- | 0 | -- | -- |
| | -- | 170,263.95 | 170,263.95 | 62,231.99 | 106,796.59 | -- | -- | 12,622.34 | -- | -- |

| | |
|---|---|
| | |
| | |
| | |
| | |

2010 7,986.56

2011 1 14 1,000 4

4,954.65 1,000 2

3,031.91

2011 0005

| | |
|---|---|
| | 2010 1,000 496.05 , |
| | |
| | |

2010 1,000 4
1,000 2 1,000
1,000 2014 4,000 4
2,000 4 9 建 1
2,000

3

| | | | | | | | | | |
|---|---|---|---|---|---|---|---|---|---|
| | | (1) | | (2) | (3)=(2)/(1) | | | | 彪 |
| 1,000<br>4 | 2,000<br>4 | 17,394.29 | 0 | 17,154.44 | 98.62% | 2012 12<br>31 | 3,222.98 | | |
| 1,000<br>2 | 2,000<br>2 | 14,746.76 | 0 | 14,892.37 | 100.99% | 2013 12<br>31 | 369.61 | | |
| 1,000 | 2,000 | 5,000 | 0 | 4,503.95 | 90.08% | 2013 12<br>31 | 3,484.35 | | |



cninfo 巨潮资讯 www.cninfo.com.cn 中国证监会指定信息披露网站

| | | | | | | | | | |
|---|---|---|---|---|---|---|---|---|---|
| | 2 | | | | | | | | |
| 1,000 | 2,000<br>4 | 8,000 | 0 | 8,013.84 | 100.17% | 2013 09<br>30 | 2,078.28 | | |
| | -- | 45,141.05 | 0 | 44,564.6 | -- | -- | 9,155.22 | -- | -- |
| ( ) | 2011 3 15<br>1<br>2,000 4 1,000<br>8,000 17.72%<br>2 2,000 彪<br>2 1,000 彪<br>5,000<br>11.08%<br>2011 2012 9 11<br>1,000<br>8,000<br>17.72% 2011 9 27 , 2011<br>2012 7 24<br>1,000<br>彪 3000<br>2012 | | | | | | | | |
| ( ) | 1,000 4 | | | | | | | | |
| 彪 | | | | | | | | | |

4



cninf 巨潮资讯 www.cninfo.com.cn 中国证监会指定信息披露网站

| | | | | | | | | | |
|---|---|---|---|---|---|---|---|---|---|
| | | | | 160,000,000.00 | 908,421,703.70 | 426,118,629.74 | 945,244,722.55 | 107,214,660.18 | 99,873,598.88 |
| | | | | 150,000,000.00 | 339,388,182.83 | 285,134,547.39 | 505,112,276.55 | 70,072,628.17 | 61,348,049.16 |
| | | | | 110,000,000.00 | 428,928,265.16 | 282,483,471.08 | 641,290,564.00 | 81,908,921.82 | 70,186,646.98 |
| | | | | 100,000,000.00 | 435,375,347.92 | 128,236,372.36 | 184,642,672.31 | 9,432,747.40 | 8,575,857.17 |
| | | | | 100,000,000.00 | 289,070,106 | | | | |

| | | | | | | | | | |
|---|---|---|---|---|---|---|---|---|---|
| | | | | 80,000,000.00 | 78,844,012.57 | 78,795,120.57 | | -1,545,468.82 | -1,183,832.93 |
| | | | | 1,000,000.00 | 27,354,692.47 | 1,853,932.63 | 37,611,609.94 | 1,785,208.60 | 1,515,160.33 |
| | | | | 50,000,000.00 | | -68,054.30 | | -68,054.30 | -68,054.30 |
| | | | | 150,000,000.00 | 184,656,832.60 | 146,698,164.30 | | -3,583,167.99 | -2,741,727.66 |

2365.55

2569.44 1863.12 6891.67 857.59 6134.80

506.11

SBS/APP 彪

彪

彪

1

1

彪

彪 2014

2014 4 15

2

2014-2020

2020

60% 45%

2020 彪

25 6 42

3

2013

2014

2014 6300 4 7200

4 8000 2010 8426.52



cninf 巨潮资讯 www.cninfo.com.cn 中国证监会指定信息披露网站

50%

860

[2014]27 5

10

2014-2015 172

20

彪

1

2

彪

3

4

5

2015



cninf 巨潮资讯 www.cninfo.com.cn 中国证监会指定信息披露网站

1

2015

2

2015

3

2015

4

2015

5



cninf 巨潮资讯 www.cninfo.com.cn 中国证监会指定信息披露网站

2015

6

2015

BI MES

7

2015

8

2015

2014 8

56,269,553 12.5

1



cninf 巨潮资讯 www.cninfo.com.cn 中国证监会指定信息披露网站

彪 2014

彪

2

彪 彪



cninf 巨潮资讯 www.cninfo.com.cn 中国证监会指定信息披露网站

3

MDI SBS

彪

2014

4

5



cninf 巨潮资讯 www.cninfo.com.cn 中国证监会指定信息披露网站

2014 1 7 39

39 40 40

41 41

2 2

9 9 30

30 33

33 37 37

37 2014

2014 7 1

彪 [2014]15

彪

| | |
|---|---|
| 2 | -33,000,000.00 |
| | 33,000,000.00 |
| 彪 | |
| 22 | |
| 彪 | 69,010,890.00 |
| [2014]15 | 69,010,890.00 |
| 彪 | 7,879,258.80 |
| | -4,689,146.87 |



cninfo 巨潮资讯 www.cninfo.com.cn 中国证监会指定信息披露网站

| | |
|---|---|
| | -521,016.32 |
| | 2,669,095.61 |
| | 781,524.48 |
| | 781,524.48 |
| 30 | -33,700,000.00 |
| A | 33,700,000.00 |
| B | |

| | | |
|---|---|---|
| | -92,046,216.30 | - |
| | -5,210,163.19 | - |
| | -2,669,095.61 | -5,210,163.19 |
| | -17,825,163.11 | 86,836,053.11 |
| | - | - |
| | - | - |
| | - | - |
| | -76,890,148.80 | -92,046,216.30 |
| | -7,879,258.80 | -5,210,163.19 |

3



cninf 巨潮资讯 www.cninfo.com.cn 中国证监会指定信息披露网站

3 2014

2014 12 31 416,326,636 10

2.00 83, 265, 327. 20 10

10 416, 326, 636

83,265,327.20 10 10

416,326,636 832,653,272

-

3

2013 2014 -2016 彪 彪 彪

2014 2015 4 28

www.cninfo.com.cn

| | | | | | |
|---|---|---|---|---|---|
| 2014 01 22 | | | | SMC | 2013 1-9 |



cninf 巨潮资讯 www.cninfo.com.cn 中国证监会指定信息披露

| | | | | | |
|---|---|---|---|---|---|
| 2014 06 24 | | | | 建 | 2013 |

;

2014 09 02

彪

彪

**1**

**2**



cninf 巨潮资讯 www.cninfo.com.cn 中国证监会指定信息披露网站

**3**

1 2012 10 10

彪

1800 彪

34352 5.24%

1684 93.556% 116 6.444%

287 彪 7.03 /

2 彪 2013 7 5

彪

, 彪 幅

1800 彪

34352 5.24% 1730.2 96.12% 69.8

3.878% 287 344

彪 7.03 /

3 2013 7 22 2013 彪

彪

彪

彪 彪

4 2013 8 19

彪

彪

彪 彪

344 311



cninfo 巨潮资讯 www.cninfo.com.cn 中国证监会指定信息披露网站

彪 1800 1730.2 69.8

1701.4 1631.6 69.8 2012

彪 7.03 / 6.83 /

彪 2013 8 19 311

1631.6 彪 2013 9 5

彪

1631.6 彪 12762.60 2013

-2017 彪

| 彪 | | 2013 | 2014 | 2015 | 2016 | 2017 |
|---|---|---|---|---|---|---|
| 1631.6 | 12762.60 | 3038.89 | 6968.03 | 2002.49 | 547.05 | 206.13 |

彪

5 2014 7 14

彪

彪

2014 7 14 彪 19

69.8 彪 12.80 / 2014 8 8

彪 402.9688 2014 -2017

彪

| | 2014 | 2015 | 2016 | 2017 |
|---|---|---|---|---|
| 402.9688 | 145.7611 | 207.7430 | 45.3839 | 4.0809 |

彪 彪

6 2014 8 21

彪

彪

彪 302

391.7083 彪 2013

391.7083 彪 2014 9 5



cninf 巨潮资讯 www.cninfo.com.cn 中国证监会指定信息披露网站

2013

2013 26

彪

6.83 / 彪

26

6% 彪 345.28

26 47.6917 彪

2014 9 30 彪

彪

| | 2013 | 2014 | 2015 | 2016 | 2017 |
|---|---|---|---|---|---|
| 12344.11 | 2930.68 | 6728.70 | 1950.94 | 532.97 | 200.82 |

彪

1

2

3



cninf 巨潮资讯 www.cninfo.com.cn 中国证监会指定信息披露网站

4

5

1

1

2

3

2



cninf 巨潮资讯 www.cninfo.com.cn 中国证监会指定信息披露网站

| | | | | | | | | |
|---|---|---|---|---|---|---|---|---|
| | | | | | | | | |
| | | | | | | | | |
| | | | | | | | | |
| | 2014 03 18 | 5,000 | 2014 06 05 | 0 | | | | |
| | 2013 04 13 | 23,000 | 2013 12 12 | 10,000 | | | | |
| | 2013 04 13 | 6,000 | 2014 01 09 | 1.03 | | | | |
| | 2014 03 18 | 3,000 | 2013 11 14 | 30 | | | | |
| | 2014 03 18 | 5,000 | 2014 06 06 | 681.43 | | | | |
| | 2014 03 18 | 9,000 | 2013 09 04 | 7.08 | | | | |
| | 2014 03 18 | 1,500 | 2013 11 08 | 254.3 | | | | |

| | | | |
|---|---|---|---|
| A1+B1 | 150,000 | A2+B2 | 52,160.93 |
| A3+B3 | 150,000 | A4+B4 | 22,969.02 |
| A4+B4 | | 6.68% | |

1

3

4

**1 5%**

| | | | | | |
|---|---|---|---|---|---|
| | | | | | |
| | | | | | |



cninf 巨潮资讯 www.cninfo.com.cn 中国证监会指定信息披露网站

| | | | | | |
|---|---|---|---|---|---|
| | | 彪 | 2008 01 08 | | |



cninf 巨潮资讯 www.cninfo.com.cn 中国证监会指定信息披露网站

| | | | | | |
|---|---|---|---|---|---|
| | | | | | |



cninf 巨潮资讯 www.cninfo.com.cn 中国证监会指定信息披露网站

| | | | | | |
|---|---|---|---|---|---|
| | | | | | |
| | | 彪 | 2014 08 18 | | |



cninf 巨潮资讯 www.cninfo.com.cn 中国证监会指定信息披露网站

| | | | | | |
|---|---|---|---|---|---|
| | | | | | |
| | | | | | |
| | | | | | |
| | | | | | |

2014 8 18 9

建

2014 8 20 2015 8 19

**2**

| | |
|---|---|
| | |
| | 98 |
| | 8 |
| | |

A

19,100,699.77



cninf 巨潮资讯 www.cninfo.com.cn 中国证监会指定信息披露网站

2013 9 6 A

A A

彪 A

2013 9 26 2013

2014 1 2

2014 5 12 2014 6 11

[2014]590 5,700

22.63 / 56,269,553 9

1,273,379,984.39 1,251,228,980.07 2014

8 20

2014 8 18 www.cninfo.com.cn

开



cninfo 巨潮资讯 www.cninfo.com.cn 中国证监会指定信息披露网站

2014 6 20

2014 8 21 开

开 5000

15.78 2014 9 10

2014

2014 6 21 2014 8 22 2014 9 11

www.cninfo.com.cn



cninfo 巨潮资讯 www.cninfo.com.cn 中国证监会指定信息披露网站

| | | | | | | | | | |
|---|---|---|---|---|---|---|---|---|---|
| | | | | | | | | | |
| | 148,712,561 | 41.33% | 56,967,553 | | | -7,606,609 | 49,360,944 | 198,073,505 | 47.58% |
| 2 | | | 11,757,224 | | | 0 | | | |

1 2014 7 14

彪

彪

2013 2014 7 14

彪 19 69.8 彪

2 2014 8 21

彪

彪

彪 302

391.7083 彪 2013

2013

2013

26 彪

3 2013 9 6

A A A

彪 A

2013 9 26 2013

2014 1 2

2014 5 12 2014 6 11

[2014]590 5,700

1 彪 2014 8

2 彪

2014 9



cninf 巨潮资讯 www.cninfo.com.cn 中国证监会指定信息披露网站

3 2014 8

359,836,000 416,326,636

**1**

| | | | | | | |
|---|---|---|---|---|---|---|
| | | | | | | |
| | 2013 08 19 | 6.83 | 16,316,000 | 2013 09 05 | 16,316,000 | |
| | 2014 07 14 | 12.80 | 698,000 | 2014 08 08 | 698,000 | |
| | 2014 08 01 | 22.63 | 56,269,553 | 2014 08 20 | 56,269,553 | |
| | | | | | | |
| | | | | | | |

1 彪 幅

2013 7 22 2013 彪

彪

彪 彪 2013 8 19

彪 311



cninf 巨潮资讯 www.cninfo.com.cn 中国证监会指定信息披露网站

1,631.6 6.83 / 2013 9 5

2 2013 2014 7 14

彪 19

69.8 彪 12.80 /

2014 8 8

3

[2014]590 2014 8

A 56,269,553 1 22.63 /

1,273,379,984.39 22,151,004.32

1,251,228,980.07 2014 8 20

**2**

2014 19 彪 698,000

56,269,553 2014 8 20 12

彪 3,917,083 彪

476,917 彪

359,836,000 416,326,636

**3**

**1**

15,409

| | | | | | | |
|---|---|---|---|---|---|---|
| | | 5 | | 8 | | |
| 5% 10 | | | | | | |
| | 彪 | | | | | |
| | | 31.70% | 131,991,852 | 0 | 100,000,000 | 31,991,852 | | 93,400,000 |
| | | 6.42% | 26,728,884 | -2,700,000 | 22,071,663 | 4,657,221 | | 21,000,000 |
| | | 3.32% | 13,832,111 | -1,795,781 | 0 | 13,832,111 | | |
| | | 2.41% | 10,036,718 | 5,822,086 | 2,841,051 | 7,195,667 | | |
| | | 2.34% | 9,724,919 | 9,724,919 | 0 | 9,724,919 | | |
| LOF | | 1.88% | 7,844,722 | 7,844,722 | 0 | 7,844,722 | | |
| | | 1.44% | 6,014,847 | 6,014,847 | 6,014,847 | 0 | | |
| | | 1.40% | 5,808,859 | -127,763 | 4,540,466 | 1,268,393 | | 4,000,000 |
| | | 1.38% | 5,742,377 | 5,742,377 | 5,742,377 | 0 | | |
| 1 | | 1.36% | 5,656,208 | 5,656,208 | 5,656,208 | 0 | | |
| 10<br>3 | | | | | | | | |
| | | 1 | | | | | 2 | |



cninf 巨潮资讯 www.cninfo.com.cn 中国证监会指定信息披露网站

| 10 | | | |
|---|---|---|---|
| | | | |
| | | | |
| | 31,991,852 | | 31,991,852 |
| | 13,832,111 | | 13,832,111 |
| | 9,724,919 | | 9,724,919 |
| LOF | 7,844,722 | | 7,844,722 |
| | 7,195,667 | | 7,195,667 |
| | 5,000,000 | | 5,000,000 |
| | 4,727,722 | | 4,727,722 |
| | 4,657,221 | | 4,657,221 |
| | 4,649,700 | | 4,649,700 |
| | 4,499,908 | | 4,499,908 |
| 10<br>10<br>10 | 1 | 2 | |
| 10<br>4 | | | |

10 10

10 10

**2**

| | | |
|---|---|---|
| | | |



cninf 巨潮资讯 www.cninfo.com.cn 中国证监会指定信息披露

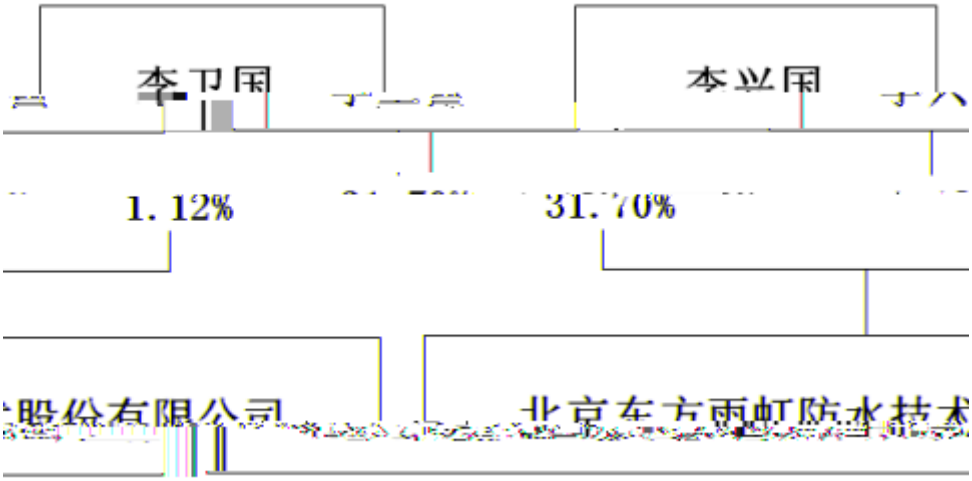


**4** **10%**



cninf 巨潮资讯 www.cninfo.com.cn 中国证监会指定信息披露网站

cninf 巨潮资讯 www.cninfo.com.cn 中国证监会指定信息披露网站

| | | | | | | | | | | |
|---|---|---|---|---|---|---|---|---|---|---|
| | | | 彪 | | | | | | | |
| | | | | 50 | 2013 02 25 | 2016 02 24 | 131,991,852 | | | 131,991,852 |
| | | | | 49 | 2013 02 25 | 2016 02 24 | 29,428,884 | | | |

| | | | | | | | | | | |
|---|---|---|---|---|---|---|---|---|---|---|
| | | | | 55 | 2013 03 13 | 2016 02 24 | 775,396 | | 147,000 | 628,396 |
| | | | | 42 | 2013 03 13 | 2016 02 24 | 200,000 | | 30,000 | 170,000 |
| | | | | 45 | 2013 03 13 | 2016 02 24 | 200,000 | | 16,600 | 183,400 |
| | | | | 46 | 2014 11 20 | 2016 02 24 | 0 | | | 0 |
| | -- | -- | -- | -- | -- | -- | 173,203,790 | 88,000 | 3,879,152 | 169,412,638 |

5

1

1965

建

2003 7 2005

1966

建

1964



cninf 巨潮资讯 www.cninfo.com.cn 中国证监会指定信息披露网站

1965

建

建

1973 EMBA

1971

1955

1957

1963

建



cninf 巨潮资讯 www.cninfo.com.cn 中国证监会指定信息披露网站

2

1963

1940

1977

3

1969

1977

1960



cninf 巨潮资讯 www.cninfo.com.cn 中国证监会指定信息披露网站

1973

1970

| | | | | | |
|---|---|---|---|---|---|
| | | | | | |

| | | | | | |
|---|---|---|---|---|---|
| | | | 12 | | |
| | | | 2013 05 31 | 2016 05 30 | |
| | | | 2012 02 23 | 2015 02 22 | |
| | | | 2011 07 04 | | |
| | 建 | | 2012 09 05 | 2015 09 04 | |
| | | | 2013 06 26 | 2016 06 25 | |

2011

| | | | | | | | |
|---|---|---|---|---|---|---|---|
| | | 彪 | | | | | |
| | | | 50 | | 81.05 | | 81.05 |
| | | | 49 | | 48 | | 48 |
| | | | 51 | | 144.74 | | 144.74 |
| | | | 50 | | 48 | | 48 |
| | | | 42 | | 152.45 | | 152.45 |
| | | | 44 | | 135.09 | | 135.09 |
| | | | 52 | | 3.33 | | 3.33 |
| | | | 52 | | 5 | | 5 |
| | | | 60 | | 5 | | 5 |
| | | | 58 | | 1.67 | | 1.67 |

2014 12 31 3602

0

| | | |
|---|---|---|
| | 887 | 24.63% |
| | 542 | 15.05% |
| | 1009 | 28.01% |
| | 111 | 3.08% |
| | 1053 | 29.23% |
| | 3602 | 100.00% |

人员结构表

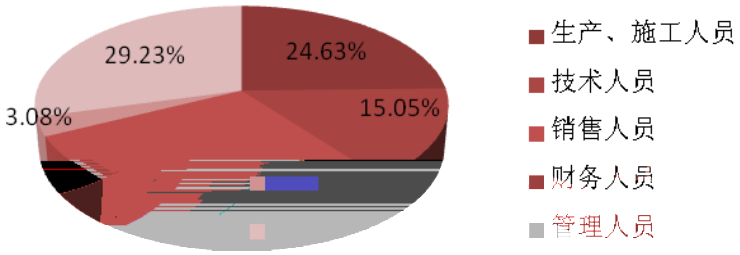


| | | |
|---|---|---|
| | 115 | 3.19% |
| | 1461 | 40.56% |
| | 2026 | 56.25% |

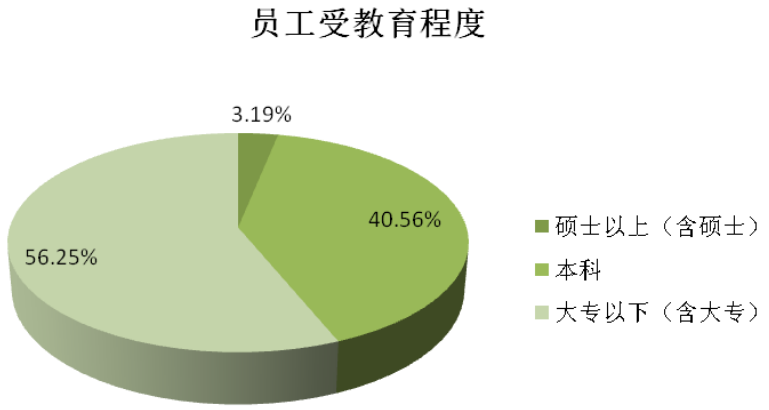


彪

彪

彪　　彪



cninf 巨潮资讯 www.cninfo.com.cn 中国证监会指定信息披露网站

1

彪

6

7

8

9

10

彪　　彪　　彪　　彪　　彪

http://www.cninfo.com.cn

幅

幅

1



cninf 巨潮资讯 www.cninfo.com.cn 中国证监会指定信息披露网站

幅

2014

35 4

2014 2 14

http://www.cninfo.com.cn

2 2011 12 28

| | | | | | |
|---|---|---|---|---|---|
| | | | | | http://www.cninfo.com.cn) |
| 2013 | 2014 04 09 | 2014 | | 2014 04 10 | http://www.cninfo.com.cn) |
| 2013 | 2014 04 09 | 2013 | | 2014 04 10 | http://www.cninfo.com.cn) |

## 2

| | | | | | |
|---|---|---|---|---|---|
| 2014 | 2014 09 10 | | | 2014 09 11 | http://www.cninfo.com.cn) |

2014

2014 09

幅

**3**

彪

彪

彪 彪

彪

彪

2 1

2014

2013 2014

2014 £@C1P0ÕÃ3Ac(ÃÊc(£ :%Ü:&@TCP

巨潮资讯 www.cninfo.com.cn 中国证监会指定信息披露网站

1 2

彪

2 1

1-3

9 彪 彪

嵌

1

2

3

4

5



cninf 巨潮资讯 www.cninfo.com.cn 中国证监会指定信息披露网站

2013

30 25 彪

20 彪

彪 2014 9 2

彪 彪

彪



cninf 巨潮资讯 www.cninfo.com.cn 中国证监会指定信息披露网站

彪

彪

彪

彪 彪 彪

彪

彪

彪



cninf 巨潮资讯 www.cninfo.com.cn 中国证监会指定信息披露网站

| |
|---|
| |
| 2015 04 28 |
| (http://www.cninfo.com.cn) |

| |
|---|
| 2014 12 31 |
| 2015 04 28 |
| (http://www.cninfo.com.cn) |

2010 5 13



cninfo 巨潮资讯 www.cninfo.com.cn 中国证监会指定信息披露网站

| | |
|---|---|
| | |
| | 2015 04 27 |
| | |
| | 2015 110ZA3780 |
| | |

2014 12 31 2014

1

2

建

彪

彪 彪



cninf 巨潮资讯 www.cninfo.com.cn 中国证监会指定信息披露网站

2014 12 31 2014

**1**

2014 12 31

| | | |
|---|---|---|
| | | |
| | 969,218,480.55 | 414,072,718.95 |
| | | |
| | | |
| | 67,380.00 | |
| | | |
| | 256,643,613.74 | 58,447,611.91 |
| | 1,542,413,536.94 | 1,218,979,544.71 |
| | 74,418,485.69 | 159,658,464.55 |
| | | |
| | | |
| | | |
| | | |
| | | |
| | 72,416,865.68 | 56,487,897.20 |
| | | |
| | 626,187,297.68 | 489,872,144.64 |
| | | |



cninf 巨潮资讯 www.cninfo.com.cn 中国证监会指定信息披露网站

| | | |
|---|---|---|
| | | |
| | 29,854,682.94 | 31,963,923.78 |
| | 3,571,220,343.22 | 2,429,482,305.74 |
| | | |
| | | |
| | 33,000,000.00 | 33,000,000.00 |
| | | |
| | | |
| | | |
| 彪 | | |
| | 902,689,727.65 | 710,684,612.07 |

| | | |
|---|---|---|
| | 215,644,069.97 | 212,598,954.45 |
| | | |
| | | |
| | 23,008,288.46 | 8,312,169.58 |
| | 164,000,214.62 | 171,391,689.10 |
| | 7,879,258.80 | 5,210,163.19 |
| | 2,384,400.00 | |
| | 198,258,456.26 | 115,604,570.87 |
| | | |
| | | |
| | | |
| | | |
| | | |
| | | |
| | | |
| | 1,572,277,049.89 | 1,811,373,819.49 |
| | | |
| | | |
| | | |
| | | |
| | | |
| | | |
| | | |
| | 3,363,039.46 | 600,000.00 |
| | | |
| | 33,700,000.00 | 13,430,000.00 |
| | 702,108.48 | |
| | 69,010,890.00 | 86,836,053.11 |
| | 106,776,037.94 | 100,866,053.11 |
| | 1,679,053,087.83 | 1,912,239,872.60 |
| | | |
| | 416,326,636.00 | 359,836,000.00 |
| | | |
| | | |

| | | |
|---|---|---|
| | | |
| | 1,811,466,627.47 | 543,102,807.16 |
| | 69,010,890.00 | 86,836,053.11 |
| | | |
| | | |

| | | |
|---|---|---|
| | | |

| | | |
|---|---|---|
| | | |
| | 1,143,175,945.97 | 1,487,255,438.79 |
| | | |
| | | |
| | | |
| | | |
| | | |
| | | |
| | | |
| | | |
| | | |
| | 10,744,000.00 | 13,430,000.00 |
| | 702,108.48 | |
| | 69,010,890.00 | 86,836,053.11 |
| | 80,456,998.48 | 100,266,053.11 |
| | 1,223,632,944.45 | 1,587,521,491.90 |
| | | |
| | 416,326,636.00 | 359,836,000.00 |
| | | |
| | | |
| | | |
| | 1,792,164,619.25 | 524,788,616.04 |
| | 69,010,890.00 | 86,836,053.11 |
| | | |
| | | |
| | 79,740,153.98 | 57,317,916.51 |
| | 426,472,842.21 | 296,639,904.99 |
| | 2,645,693,361.44 | 1,151,746,384.43 |
| | 3,869,326,305.89 | 2,739,267,876.33 |

**3**

| | | |
|---|---|---|
| | 5,005,923,672.60 | 3,902,626,865.51 |



cninf 巨潮资讯 www.cninfo.com.cn 中国证监会指定信息披露网站

| | | |
|---|---|---|
| | 5,005,923,672.60 | 3,902,626,865.51 |
| | | |
| | | |
| | | |
| | 4,386,084,869.94 | 3,495,713,882.30 |
| | 3,221,923,407.42 | 2,583,621,674.12 |
| | | |
| | | |
| | | |
| | | |
| | | |
| | | |
| | | |
| | 72,690,210.40 | 55,475,925.52 |
| | 477,400,112.63 | 399,346,646.81 |
| | 512,668,942.23 | 355,177,230.41 |
| | 56,841,939.14 | 69,314,767.06 |
| | 44,560,258.12 | 32,777,638.38 |
| | 67,380.00 | |
| | 3,947,862.76 | 3,000,000.00 |
| | | |
| - | | |
| | 623,854,045.42 | 409,912,983.21 |
| | 28,570,541.89 | 30,782,897.60 |
| | 85,254.46 | 386,559.42 |
| | 959,000.62 | 2,089,312.99 |
| | 477,860.40 | 1,827,770.10 |
| | 651,465,586.69 | 438,606,567.82 |
| | 68,892,644.60 | 73,645,893.14 |
| | 582,572,942.09 | 364,960,674.68 |
| | 576,550,564.08 | 358,496,468.13 |
| | 6,022,378.01 | 6,464,206.55 |



cninf 巨潮资讯 www.cninfo.com.cn 中国证监会指定信息披露网站

| | | |
|---|---|---|
| | | |
| | | |
| | | |
| 1. | | |
| 2. | | |
| | | |
| 1. | | |
| 2. | | |
| 3. | | |
| 4. | | |
| 5. | | |
| 6. | | |
| | | |
| | 582,572,942.09 | 364,960,674.68 |
| | 576,550,564.08 | 358,496,468.13 |
| | 6,022,378.01 | 6,464,206.55 |
| | | |
| | 1.59 | 1.04 |
| | 1.50 | 0.98 |

0.00 0.00



cninf 巨潮资讯 www.cninfo.com.cn 中国证监会指定信息披露网站

**4**

| | | |
|---|---|---|
| | 3,600,414,761.83 | 2,849,899,209.60 |
| | 2,795,946,546.32 | 2,189,083,476.58 |
| | 15,202,310.96 | 11,410,834.62 |
| | 282,657,579.96 | 292,709,367.67 |
| | 227,140,642.02 | 146,672,921.46 |
| | 42,939,329.82 | 55,670,594.27 |
| | 5,735,259.97 | 415,262.36 |
| | 67,380.00 | |
| | -552,137.24 | |
| | | |
| | 230,308,335.54 | 153,936,752.64 |
| | 10,187,618.67 | 1,533,353.60 |
| | 7,896.10 | |
| | 464,663.07 | 841,263.52 |
| | 377,513.07 | 696,888.52 |
| | 240,031,291.14 | 154,628,842.72 |
| | 15,808,916.45 | 22,084,577.55 |
| | 224,222,374.69 | 132,544,265.17 |
| | | |
| | | |

| | | |
|---|---|---|
| | | |
| 2. | | |
| 3. | | |
| 4. | | |
| 5. | | |
| 6. | | |
| | 224,222,374.69 | 132,544,265.17 |
| | | |
| | | |
| | | |

**5**

| | | |
|---|---|---|
| | | |
| | 5,300,794,481.19 | 4,241,665,873.99 |
| | | |
| | | |
| | | |
| | | |
| | | |
| | | |
| | | |
| | | |
| | | |
| | 94,109.02 | 1,608,584.27 |
| | 156,240,494.95 | 151,085,479.51 |
| | 5,457,129,085.16 | 4,394,359,937.77 |



cninf 巨潮资讯 www.cninfo.com.cn 中国证监会指定信息披露网站

| | | |
|---|---|---|
| | 3,715,051,495.09 | 3,041,864,303.79 |
| | | |
| | | |
| | | |
| | | |
| | | |
| | 380,607,875.95 | 319,443,324.02 |
| | 399,569,486.34 | 245,198,937.40 |
| | 610,838,710.89 | 524,258,887.41 |
| | 5,106,067,568.27 | 4,130,765,452.62 |
| | 351,061,516.89 | 263,594,485.15 |
| | | |
| | | |
| | 4,500,000.00 | 3,000,000.00 |
| | 489,201.19 | 1,758,242.39 |
| | | |
| | 35,546,248.97 | 18,371,729.05 |
| | 40,535,450.16 | 23,129,971.44 |
| | 535,289,762.55 | 366,020,177.09 |
| | | |
| | | |
| | | |
| | 665,330.04 | |
| | 535,955,092.59 | 366,020,177.09 |
| | -495,419,642.43 | -342,890,205.65 |
| | | |
| | 1,260,163,380.07 | 111,438,280.00 |
| | | |
| | 1,394,070,000.00 | 1,173,330,000.00 |



cninf 巨潮资讯 www.cninfo.com.cn 中国证监会指定信息披露网站

| | | |
|---|---|---|
| | | |
| | 21,786,951.71 | 9,400,098.71 |
| | 2,676,020,331.78 | 1,294,168,378.71 |
| | 1,848,340,000.00 | 1,087,529,198.90 |
| | 126,613,658.67 | 136,879,141.39 |
| | | |
| | 33,800,410.12 | 25,031,124.70 |
| | 2,008,754,068.79 | 1,249,439,464.99 |
| | 667,266,262.99 | 44,728,913.72 |
| | 56,723.67 | -163,304.21 |
| | 522,964,861.12 | -34,730,110.99 |
| | 279,774,302.41 | 314,504,413.40 |
| | 802,739,163.53 | 279,774,302.41 |

**6**

| | | |
|---|---|---|
| | | |
| | | |
| | 3,828,078,682.84 | 3,121,164,031.40 |
| | | |
| | 599,450,502.68 | 53,332,078.66 |
| | 4,427,529,185.52 | 3,174,496,110.06 |
| | 2,965,320,122.52 | 2,327,772,848.19 |
| | 181,788,546.11 | 182,670,025.74 |
| | 183,347,032.84 | 114,274,329.94 |
| | 332,691,442.32 | 381,314,198.00 |
| | 3,663,147,143.79 | 3,006,031,401.87 |
| | 764,382,041.73 | 168,464,708.19 |
| | | |
| | | |
| | | |



cninf 巨潮资讯 www.cninfo.com.cn 中国证监会指定信息披露网站

| | | |
|---|---|---|
| | 454,681.98 | 80,600.00 |
| | | |
| | 2,929,402.69 | 15,594,033.85 |
| | 3,384,084.67 | 15,674,633.85 |
| | 62,615,616.50 | 18,701,280.77 |
| | 200,000,000.00 | 210,000,000.00 |
| | | |
| | 824,045,330.04 | |
| | 1,086,660,946.54 | 228,701,280.77 |
| | -1,083,276,861.87 | -213,026,646.92 |
| | | |
| | 1,260,163,380.07 | 111,438,280.00 |
| | 1,121,270,000.00 | 973,330,000.00 |
| | | |
| | | 9,400,098.71 |

| | | | | | | | | | | | | | |
|---|---|---|---|---|---|---|---|---|---|---|---|---|---|
| | | | | | | | | | | | | | |
| | | | | | | | | | | | | | |
| | 359,836,000.00 | | | | 543,102,807.16 | 86,836,053.11 | | | 57,317,916.51 | | 715,821,902.20 | 19,350,445.97 | 1,608,593,018.73 |
| | | | | | | | | | | | | | |
| | | | | | | | | | | | | | |
| | | | | | | | | | | | | | |

| | | | | | | | | | | | | | |
|---|---|---|---|---|---|---|---|---|---|---|---|---|---|
| 2 | | | | | | | | | | | | | |
| 3 | | | | | | | | | | | -71,967,200.00 | | -71,967,200.00 |
| 4 | | | | | | | | | | | | | |

| | |
|---|---|
| 12,761,533.31 | 1,257,345,344.66 |
| 6,588,912.66 | 351,247,674.07 |
| 6,464,206.55 | 364,960,674.68 |
| 124,706.11 | 54,990,999.39 |
| 124,706.11 | 24,726,933.00 |
| | |
| | 30,264,066.39 |
| | |
| | -68,704,000.00 |
| | |

| | | | | | | | | | | | |
|---|---|---|---|---|---|---|---|---|---|---|---|
| 4 | | | | | | | | | | | |
| | | | | | | | | | 22,422,237.47 | -94,389,437.47 | -71,967,200.00 |
| 1 | | | | | | | | | 22,422,237.47 | -22,422,237.47 | |
| 2 | | | | | | | | | | -71,967,200.00 | -71,967,200.00 |
| 3 | | | | | | | | | | | |

| | | | | | | | | | | | |
|---|---|---|---|---|---|---|---|---|---|---|---|
| | 16,316,000.00 | | | | 125,511,052.50 | 86,836,053.11 | | | 13,254,426.52 | 50,585,838.65 | 118,831,264.56 |
| | | | | | | | | | | 132,544,265.17 | 132,544,265.17 |
| | 16,316,000.00 | | | | 125,511,052.50 | 86,836,053.11 | | | | | 54,990,999.39 |
| 1 | 16,316,000.00 | | | | 95,122,280.00 | | | | | | 111,438,280.00 |
| 2 | | | | | | | | | | | |
| 3 | | | | | 30,388,772.50 | 86,836,053.11 | | | | | -56,447,280.61 |

( )

1998 3 30 300

2000 10 12 [2000]126

2000 8 31 2,472.5 1 1

2000

10 13 1100002604378

2007 2007 6 30 2,472.5

10 6 1,483.5

3,956

2007

[2008]927 2008 9 1

1,320

[2008]131

2008 9 10

002271 5,276

2008 2008 12 31 5,276

10 5 2,638

7,914

2009 2009 12 31 7,914

10 10 7,914

15,828

2010



cninf 巨潮资讯 www.cninfo.com.cn 中国证监会指定信息披露网站

[2010]1816

2010 12 29 1,348 17,176

2010 2010 12 31 17,176

10 10 17,176

34,352

2013

彪 彪

彪 A 1,800 1,730.20

69.80 彪

彪 1,631.60 1.00

311 35,983.60

2013

彪 A 69.80 1.00

36,053.40

2013

[2014]590

2014 8 8 5,626.9553

41,680.3553

2014 10 15

110000006043786

2013

彪 47.6917 1.00

2014 9 30

2015 4 27



cninf 巨潮资讯 www.cninfo.com.cn 中国证监会指定信息披露网站

2015 4 27



cninf 巨潮资讯
www.cninfo.com.cn
中国证监会指定信息披露网站

**2**

1 1 12 31

**3**

12

**4**

**5**

1

/ /

/

/



cninf 巨潮资讯 www.cninfo.com.cn 中国证监会指定信息披露网站

2

彪

22

3



cninf 巨潮资讯 www.cninfo.com.cn 中国证监会指定信息披露网站

彪 彪 彪

彪

**6**

1

2

彪

/



cninf 巨潮资讯 www.cninfo.com.cn 中国证监会指定信息披露网站

3

4



cninf 巨潮资讯 www.cninfo.com.cn 中国证监会指定信息披露网站

彪 /

**7**

彪

**8**

彪

彪

彪

**9**

1



cninf 巨潮资讯 www.cninfo.com.cn 中国证监会指定信息披露网站

2

彪

11



cninf 巨潮资讯 www.cninfo.com.cn 中国证监会指定信息披露网站

彪

3

彪

4



cninf 巨潮资讯 www.cninfo.com.cn 中国证监会指定信息披露网站

5

10

6

-

-



cninf 巨潮资讯 www.cninfo.com.cn 中国证监会指定信息披露网站

彪

50% 50% 12

12

12 12

12

7

8



cninf 巨潮资讯 www.cninfo.com.cn 中国证监会指定信息披露网站

## 10

### 1

| | |
|---|---|
| | 1,000 1,000 |
| | |

### 2

| | |
|---|---|
| | |
| | |

| | | |
|---|---|---|
| 1 1 | 5.00% | 5.00% |
| 1 2 | 10.00% | 10.00% |
| 2 3 | 30.00% | 30.00% |
| 3 4 | 50.00% | 50.00% |
| 4 5 | 80.00% | 80.00% |
| 5 | 100.00% | 100.00% |



cninf 巨潮资讯 www.cninfo.com.cn 中国证监会指定信息披露网站

| | | |
|---|---|---|
| | 0.00% | 0.00% |

**3**

| | |
|---|---|
| | 彪 |
| | |

**11**

1

2

3

4



cninf 巨潮资讯 www.cninfo.com.cn 中国证监会指定信息披露网站

5

**12**

彪

1

彪

彪

2



cninf 巨潮资讯 www.cninfo.com.cn 中国证监会指定信息披露网站

22

22

2007 1 1



cninf 巨潮资讯 www.cninfo.com.cn 中国证监会指定信息披露网站

3

彪

20% 20% 50%

20%

4

19

**13**

**1**



cninf 巨潮资讯 www.cninfo.com.cn 中国证监会指定信息披露网站

**2**

| | | | | |
|---|---|---|---|---|
| | | 10-20 | 5.00% | 4.75-9.5 |
| | | 5-10 | 5.00% | 9.5-19 |
| | | 5-10 | 5.00% | 9.5-19 |
| | | 5-10 | 5.00% | 9.5-19 |

**3**

彪



cninf 巨潮资讯 www.cninfo.com.cn 中国证监会指定信息披露网站

**14**

19

**15**

1

2

3



cninf 巨潮资讯 www.cninfo.com.cn 中国证监会指定信息披露网站

3

彪

**16**

**1**

19

**2**

彪

彪

彪 彪

**17**



cninf 巨潮资讯 www.cninfo.com.cn 中国证监会指定信息披露网站

**18**

**19**

**1**

**2**



cninf 巨潮资讯 www.cninfo.com.cn 中国证监会指定信息披露网站

**3**

彪



cninf 巨潮资讯 www.cninfo.com.cn 中国证监会指定信息披露网站

**4**

**20**

1

2

3

彪

**21**

1

2



cninf 巨潮资讯 www.cninfo.com.cn 中国证监会指定信息披露网站

A B C

D E F

3

4

彪



cninf 巨潮资讯 www.cninfo.com.cn 中国证监会指定信息披露网站

**22**

1

A B

C D



cninf 巨潮资讯 www.cninfo.com.cn 中国证监会指定信息披露网站

A B

C D

2

**23**

**1**



cninf 巨潮资讯 www.cninfo.com.cn 中国证监会指定信息披露网站

**2**

**24 /**

彪 幅

彪 幅 彪 幅

1

2 彪 幅 彪 幅

彪 幅

彪 幅

彪 幅

彪 幅

1

2 彪 幅

彪 幅

彪 幅



cninf 巨潮资讯 www.cninfo.com.cn 中国证监会指定信息披露网站

**25**

**1**

1

2

**2**

1

2



cninf 巨潮资讯 www.cninfo.com.cn 中国证监会指定信息披露网站

**26**

1

彪

cninf 巨潮资讯 www.cninfo.com.cn 中国证监会指定信息披露网站

## 27

### 1

| | | |
|---|---|---|
| 2 | | |

彪

[2014]15

彪

| | | |
|---|---|---|
| | 30 | -33,700,000.00 |
| A | | 33,700,000.00 |
| B | | |

| | | |
|---|---|---|
| | -92,046,216.30 | - |
| | - | |

| | | |
|---|---|---|
| | | 3% 5% |
| | | 1% 5% 7% |
| | | 25% |
| | | 3% 5% |

**2**

2014 10 30

GR201411000433

2014 2016 15%

2012 5 24

GR201211000498

2012 2014 15%

2012 6 13

GR201221000030

2012 2014 15%

2012 9 23

GF201231000282

2012 2014 15%

2013



cninf 巨潮资讯 www.cninfo.com.cn 中国证监会指定信息披露网站

12 3

GR201332001181

2013 2015 15%

2014 9

23

GF201443000028

2014 2016 15%

**1**

| | | |
|---|---|---|
| | 373,602.76 | 434,865.76 |
| | 798,040,890.81 | 279,339,436.65 |
| | 170,803,986.98 | 134,298,416.54 |
| | 969,218,480.55 | 414,072,718.95 |

2014 12 31

45,169,869.72 88,898,023.84 27,407,795.27

1,003,628.19 4,000,000.00 166,479,317.02

**2**



cninf 巨潮资讯 www.cninfo.com.cn 中国证监会指定信息披露网站

| | | |
|---|---|---|
| 彪 | 67,380.00 | |
| | 67,380.00 | |
| | 67,380.00 | |

## 3

### 1

| | | |
|---|---|---|
| | 30,604,662.43 | 23,461,058.47 |
| | 226,038,951.31 | 34,986,553.44 |
| | 256,643,613.74 | 58,447,611.91 |

### 2

| | |
|---|---|
| | 156,260,000.00 |
| | 156,260,000.00 |

### 3



cninf 巨潮资讯 www.cninfo.com.cn 中国证监会指定信息披露网站

| | | |
|---|---|---|
| | 199,615,514.35 | |
| | 199,615,514.35 | |

## 4

### 1

| | | | |
|---|---|---|---|
| | | | |
| 1 | | | |
| 1 1 | 1,325,274,399.82 | 66,263,861.05 | 5.00% |
| 1 | 1,325,274,399.82 | 66,263,861.05 | 5.00% |
| 1 2 | 235,251,262.72 | 23,525,126.26 | 10.00% |
| 2 3 | 77,400,535.26 | 23,220,161.37 | 30.00% |
| 3 4 | 28,591,843.81 | 14,295,921.92 | 50.00% |
| 4 5 | 16,002,829.65 | 12,802,263.72 | 80.00% |
| 5 | 14,601,779.29 | 14,601,779.29 | 100.00% |
| | 1,697,122,650.55 | 154,709,113.61 | 9.12% |

**2**

42, 251, 442. 90 0. 00

**3**

| | |
|---|---|
| | 1,050,444.87 |



cninf 巨潮资讯 www.cninfo.com.cn 中国证监会指定信息披露网站

**4**

476,159,256.97

28.02%

# 6

## 1

| | | | | | | | | | |
|---|---|---|---|---|---|---|---|---|---|
| | | | | | | | | | |
| | | | | | | | | | |
| | | | | | | | | | |
| | | | | | | | | | |

| | | | |
|---|---|---|---|
| 1 2 | 16,829,633.61 | 1,682,963.36 | 10.00% |
| 2 3 | 4,070,291.70 | 1,221,087.51 | 30.00% |
| 3 4 | 1,114,414.51 | 557,207.26 | 50.00% |
| 4 5 | 595,651.18 | 476,520.95 | 80.00% |
| 5 | 2,002,455.27 | 2,002,455.27 | 100.00% |
| | 81,185,766.00 | 8,768,900.32 | 10.80% |

**2**

2,228,031.01 0.00

**3 彪**

| 彪 | | |
|---|---|---|
| | 40,292,177.79 | 26,512,623.04 |
| | 16,632,304.68 | 11,317,513.11 |
| | 15,118,052.34 | 14,384,371.23 |
| | 8,579,908.85 | 10,969,892.00 |
| | 2,486,608.80 | 1,767,653.59 |
| | 83,109,052.46 | 64,952,052.97 |



cninf 巨潮资讯 www.cninfo.com.cn 中国证监会指定信息披露网站

**4**

| | | | | | |
|---|---|---|---|---|---|
| | 彪 | | | | |
| | | 5,265,678.02 | 1 2 | 6.34% | 526,567.80 |
| | | 3,507,097.60 | 2 | 4.22% | 277,881.33 |
| | | 3,292,457.00 | 1 | 3.96% | 164,622.85 |
| | | 3,237,000.00 | 3 | 3.90% | 483,700.00 |
| | | 2,480,000.00 | 1 2 | 2.98% | 248,000.00 |
| | -- | 17,782,232.62 | -- | 21.40% | 1,700,771.98 |

**7**

**1**

| | | | | | | |
|---|---|---|---|---|---|---|
| | | | | | | |
| | 267,988,375.16 | 101,411.93 | 267,886,963.23 | 234,126,946.68 | | 234,126,946.68 |
| | 172,330,135.97 | | 172,330,135.97 | 144,257,420.10 | | 144,257,420.10 |
| | 168,744,917.76 | 522,205.21 | 168,222,712.55 | 104,410,975.66 | 542,832.93 | 103,868,142.73 |
| | 117,818.90 | | 117,818.90 | 97,363.43 | | 97,363.43 |
| | | | | | | |
| | 17,629,667.03 | | 17,629,667.03 | 7,522,271.70 | | 7,522,271.70 |



cninf 巨潮资讯 www.cninfo.com.cn 中国证监会指定信息披露网站

| | | | | | | |
|---|---|---|---|---|---|---|
| | 626,810,914.82 | 623,617.14 | 626,187,297.68 | 490,414,977.57 | 542,832.93 | 489,872,144.64 |

**2**

| | | | | | | |
|---|---|---|---|---|---|---|
| | | | | | | |
| | | 101,411.93 | | | | 101,411.93 |
| | 542,832.93 | | | 20,627.72 | | 522,205.21 |
| | | | | | | |
| | | | | | | |
| | | | | | | |
| | 542,832.93 | 101,411.93 | | 20,627.72 | | 623,617.14 |

**3**

| | |
|---|---|
| | 3,188,497,199.54 |
| | 698,714,741.30 |
| | 522,205.21 |
| | 3,718,467,023.08 |
| | 168,222,712.55 |



cninf 巨潮资讯 www.cninfo.com.cn 中国证监会指定信息披露网站

## 8

| | | |
|---|---|---|
| | 29,561,825.69 | 31,649,603.66 |
| | 292,857.25 | 314,320.12 |
| | 29,854,682.94 | 31,963,923.78 |

## 9

### 1

| | | | | | | |
|---|---|---|---|---|---|---|
| | | | | | | |
| | 33,000,000.00 | | 33,000,000.00 | 33,000,000.00 | | 33,000,000.00 |
| | 33,000,000.00 | | 33,000,000.00 | 33,000,000.00 | | 33,000,000.00 |
| | 33,000,000.00 | | 33,000,000.00 | 33,000,000.00 | | 33,000,000.00 |

### 2

| | | | | | | | | | | |
|---|---|---|---|---|---|---|---|---|---|---|
| | | | | | | | | | | |
| | 33,000,000.00 | | | 33,000,000.00 | | | | | 15.00% | 4,500,000.00 |



cninf 巨潮资讯 www.cninfo.com.cn 中国证监会指定信息披露网站

| | | | | | | | | | | |
|---|---|---|---|---|---|---|---|---|---|---|
| | 33,000,000.00 | | | 33,000,000.00 | | | | | -- | 4,500,000.00 |

## 10

### 1

| | | | | | | |
|---|---|---|---|---|---|---|
| | | | | | | |

1.

| | | | | | | |
|---|---|---|---|---|---|---|
| 3 | | | | | 713.04 | 713.04 |
| 3. | 158,127.70 | 641,522.10 | | 937,386.49 | 1,224,085.95 | 2,961,122.24 |
| 1 | | | | | | |

| | | |
|---|---|---|
| | 65,476,261.47 | |
| | 103,948,017.56 | |

2014 12 31 4,595,567.66

**11**

**1**

| | | | | | | |
|---|---|---|---|---|---|---|
| | | | | | | |
| | 64,558,876.77 | | 64,558,876.77 | | | |
| | 63,096,700.47 | | 63,096,700.47 | 775,196.24 | | 775,196.24 |
| | 28,106,380.79 | | 28,106,380.79 | 5,644,757.30 | | 5,644,757.30 |
| | 16,513,948.54 | | 16,513,948.54 | | | |
| | 2,403,036.69 | | 2,403,036.69 | 523,634.48 | | 523,634.48 |
| | 2,293,637.56 | | 2,293,637.56 | | | |
| | 2,237,928.29 | | 2,237,928.29 | | | |



cninf 巨潮资讯 www.cninfo.com.cn 中国证监会指定信息披露网站

| | | | | | | |
|---|---|---|---|---|---|---|
| | 88,675.00 | | 88,675.00 | 83,675.00 | | 83,675.00 |
| | 66,740.20 | | 66,740.20 | 48,040.20 | | 48,040.20 |
| | | | | 56,328,204.19 | | 56,328,204.19 |
| | 179,365,924.31 | | 179,365,924.31 | 63,403,507.41 | | 63,403,507.41 |

**2**

| | | | | | | | | | | | | |
|---|---|---|---|---|---|---|---|---|---|---|---|---|
| | | | | | | | | | | | | |

| | | | | | | | | | |
|---|---|---|---|---|---|---|---|---|---|
| 94,700,0 | 71,359,0 | 6,800,16 | 64,358 | | | | | | |
| 00.00 | 41.96 | 5.19 | 76.37% | 75.35% | 90% | 0.00 | 0.00 | 0.00% | |

| | | | | | | | | | | | | |
|---|---|---|---|---|---|---|---|---|---|---|---|---|
| | | | | | | | | | | | | |
| | 62,920,0<br>00.00 | | 41,501,9<br>16.46 | 24,664,2<br>36.39 | 323,731.<br>53 | 16,513,9<br>48.54 | 65.96% | 75% | 0.00 | | | |

| | | | | | |
|---|---|---|---|---|---|
| 1. | 189,034,703.62 | | | 4,014,900.20 | 193,049,603.82 |
| 2. | 80,582,326.91 | | | 2,191,849.88 | 82,774,176.79 |
| 1 | 80,582,326.91 | | | 2,191,849.88 | 82,774,176.79 |
| 2 | | | | | |
| 3 | | | | | |
| | | | | | |
| 3. | 689,700.00 | | | 206,803.42 | 896,503.42 |
| 1 | 689,700.00 | | | 206,803.42 | 896,503.42 |
| | | | | | |
| 4. | 268,927,330.53 | | | 5,999,946.66 | 274,927,277.19 |
| | | | | | |
| 1. | 7,643,613.68 | | | 938,884.64 | 8,582,498.32 |
| 2. | 4,801,160.39 | | | 421,177.03 | 5,222,337.42 |
| 1 | 4,801,160.39 | | | 421,177.03 | 5,222,337.42 |
| | | | | | |
| 3. | 135,640.96 | | | 64,720.64 | 200,361.60 |
| 1 | 135,640.96 | | | 64,720.64 | 200,361.60 |
| | | | | | |
| 4. | 12,309,133.11 | | | 1,295,341.03 | 13,604,474.14 |
| | | | | | |

3.

| | | | | | | |
|---|---|---|---|---|---|---|
| | 13,469,206.10 | | | | | 13,469,206.10 |
| | 13,469,206.10 | | | | | 13,469,206.10 |

**2**

| | | | | | | |
|---|---|---|---|---|---|---|
| | | | | | | |
| | 0.00 | 0.00 | 0.00 | 0.00 | 0.00 | 0.00 |
| | 0.00 | 0.00 | 0.00 | 0.00 | 0.00 | 0.00 |

5 4.00%

10.20%

**14**

| | | | | | |
|---|---|---|---|---|---|
| | 870,156.11 | 3,791,908.53 | 1,220,903.64 | | 3,441,161.00 |
| | 539,411.25 | | 221,091.43 | | 318,319.82 |
| | 1,409,567.36 | 3,791,908.53 | 1,441,995.07 | | 3,759,480.82 |



cninf 巨潮资讯 www.cninfo.com.cn 中国证监会指定信息披露网站

## 15 /

### 1

| | | | | |
|---|---|---|---|---|
| | | | | |
| | 彪 幅 | | 彪 幅 | |
| | 163,052,166.45 | 25,498,849.97 | 126,559,339.33 | 19,790,117.09 |
| | 13,438,513.83 | 3,359,628.46 | | |

| | | |
|---|---|---|
| | 230,000,000.00 | 240,000,000.00 |
| | 309,060,000.00 | 753,330,000.00 |
| | 21,135,426.93 | |
| | 560,195,426.93 | 993,330,000.00 |

A

46,600 2014 12 31 6,000

B

5,000

2014 12 31 2,000

C

23,000 2014 12 31 10,000

D

5,000 2014 12 31 5,000

E

10,000 2014 12 31 0

13,342,000.00

F

6,000 2014 12

31 0 8,059,015.68



cninf 巨潮资讯 www.cninfo.com.cn 中国证监会指定信息披露网站

G

4,000

2014 12 31 0 1,489,594.50

A 5

80,000,000

140,000 50,000 ) 2014 12 31

12,000 2,523

B 4,000,000

10,000 2014 12 31 3,000

C 15,626

20,000

2014 12 31 15,626

D 12,000,000

30,000 2014

12 31 0 5,761.60

E 405

280 2014 12 31 280

21,135,426.93



cninfo 巨潮资讯 www.cninfo.com.cn 中国证监会指定信息披露网站

**18**

| | | |
|---|---|---|
| | | 0.00 |
| | 129,140,836.63 | 95,086,018.70 |
| | 129,140,836.63 | 95,086,018.70 |

0. 00

**19**

**1**

| | | |
|---|---|---|
| | 182,961,292.73 | 171,239,784.52 |
| | 42,045,934.36 | 15,359,581.88 |
| | 35,054,978.10 | 14,986,104.80 |
| | 6,653,388.31 | 1,897,069.90 |
| | 1,491,425.47 | 1,054,855.52 |
| | 899,921.38 | 2,858,080.14 |
| | 2,659,157.87 | 2,444,776.84 |
| | 271,766,098.22 | 209,840,253.60 |

**2 1**

| | | |
|---|---|---|



cninf 巨潮资讯 www.cninfo.com.cn 中国证监会指定信息披露

1 8,965,508.00

## 20

### 1

| | | |
|---|---|---|
| | 157,245,031.36 | 159,780,473.93 |
| | 58,399,038.61 | 52,818,480.52 |
| | 215,644,069.97 | 212,598,954.45 |

### 2 1

| | | |
|---|---|---|
| | 74,781,779.34 | |
| | 74,781,779.34 | -- |

## 21

### 1

| | | | | |
|---|---|---|---|---|
| | 8,316,582.99 | 365,268,580.21 | 351,104,429.51 | 22,480,733.69 |
| - | -4,413.41 | 31,681,209.61 | 31,149,241.43 | 527,554.77 |



cninf 巨潮资讯 www.cninfo.com.cn 中国证监会指定信息披露网站

| | | | | |
|---|---|---|---|---|
| | 8,312,169.58 | 396,949,789.82 | 382,253,670.94 | 23,008,288.46 |

**2**

| | | | | |
|---|---|---|---|---|
| 1 | 7,322,810.22 | 312,295,785.82 | 298,615,181.67 | 21,003,414.37 |
| 2 | | 13,069,445.05 | 13,069,445.05 | |
| 3 | 55,743.10 | 14,824,949.36 | 14,663,072.58 | 217,619.88 |
| | 75,545.24 | 13,030,350.70 | 12,881,535.62 | 224,360.32 |
| | -14,285.05 | 962,056.13 | 958,469.54 | -10,698.46 |
| | -5,517.09 | 832,542.53 | 823,067.42 | 3,958.02 |
| 4 | 274,794.56 | 17,758,706.88 | 17,547,612.96 | 485,888.48 |
| 5 | 663,235.11 | 7,319,693.10 | 7,209,117.25 | 773,810.96 |
| 6 | 0.00 | 0.00 | 0.00 | 0.00 |
| 7 | 0.00 | 0.00 | 0.00 | 0.00 |
| | 8,316,582.99 | 365,268,580.21 | 351,104,429.51 | 22,480,733.69 |

**3**

| | | | | |
|---|---|---|---|---|
| [redacted] | 53,131.90 | 30,177,965.47 | 29,651,475.95 | 579,621.42 |

[redacted]

## 22

| | | |
|---|---|---|
| | 79,412,111.25 | 90,253,713.92 |
| | 15,284,750.65 | 6,785,656.01 |
| | 55,427,244.63 | 63,392,469.14 |
| | 3,862,883.84 | 1,587,307.35 |
| | 4,947,426.32 | 3,923,783.62 |
| | 4,578,551.63 | 4,244,415.31 |
| | 194,326.15 | 562,256.42 |
| | 154,911.22 | 253,776.62 |
| | 138,008.93 | 388,310.71 |
| | 164,000,214.62 | 171,391,689.10 |

## 23

| | | |
|---|---|---|
| 彪 | 7,879,258.80 | 5,210,163.19 |
| | 7,879,258.80 | 5,210,163.19 |

## 24



cninf 巨潮资讯 www.cninfo.com.cn 中国证监会指定信息披露网站

| | | |
|---|---|---|
| | 2,384,400.00 | |
| | 2,384,400.00 | |

**25**

**1 彪**

| | | |
|---|---|---|
| | 124,457,334.34 | 77,352,262.49 |
| | 60,884,597.44 | 24,584,927.11 |
| | 4,948,199.55 | 2,570,976.78 |
| | 7,968,324.93 | 11,096,404.49 |
| | 198,258,456.26 | 115,604,570.87 |

**2 1**

| | | |
|---|---|---|
| | 52,056,855.46 | |
| | 52,056,855.46 | -- |

1 52,056,855.46

**26**



cninf 巨潮资讯 www.cninfo.com.cn 中国证监会指定信息披露网站

| | | | | | |
|---|---|---|---|---|---|
| | 600,000.00 | | | 600,000.00 | 1 |
| | | 3,328,936.00 | 565,896.54 | 2,763,039.46 | 2 |
| | 600,000.00 | 3,328,936.00 | 565,896.54 | 3,363,039.46 | -- |

| | | | | | | |
|---|---|---|---|---|---|---|
| | | 1,000,000.00 | | | 1,000,000.00 | |
| | 13,430,000.00 | 22,956,000.00 | 2,686,000.00 | | 33,700,000.00 | -- |

1 2013 11

13,430,000.00

2 2014 1

21,956,000.00

3 2014 12

2014 1,000,000.00

**28**

| | | |
|---|---|---|
| 彪 | 69,010,890.00 | 86,836,053.11 |
| | 69,010,890.00 | 86,836,053.11 |

**29**

| | | + | | | | | |
|---|---|---|---|---|---|---|---|
| | | | | | | | |



cninf 巨潮资讯 www.cninfo.com.cn 中国证监会指定信息披露网站

| | | | | | | | |
|---|---|---|---|---|---|---|---|
| | 359,836,000.00 | 56,967,553.00 | | | -476,917.00 | 56,490,636.00 | 416,326,636.00 |

1 2013

彪 彪 A

698,000 1.00 12.80 8,934,400.00

698,000.00 8,236,400.00

(2014) 110ZC0171

2 2013

[2014]590

2014 8 8 56,269,553 1.00 22.63

1,273,379,984.39 19,100,699.77

1,254,279,284.62 3,050,304.55 1,251,228,980.07

56,269,553.00 1,194,959,427.07

(2014) 110ZC0186

3 2013

彪 476,917 1.00

2014 9 30

(2014) 110ZC0243

**30**

| | | | | |
|---|---|---|---|---|
| | 459,960,217.06 | 1,203,195,827.07 | 2,780,426.11 | 1,660,375,618.02 |
| | 83,142,590.10 | 67,948,419.35 | | 151,091,009.45 |



cninf 巨潮资讯 www.cninfo.com.cn 中国证监会指定信息披露网站

| | | | | |
|---|---|---|---|---|
| | 543,102,807.16 | 1,271,144,246.42 | 2,780,426.11 | 1,811,466,627.47 |

1 彪 A 698,000

698,000.00 8,236,400.00 -

2 56,269,553 56,269,553.00

1,194,959,427.07 -

3 彪 476,917

- 2,780,426.11

4

67,391,030.58

557,388.77

**31**

| | | | | |
|---|---|---|---|---|
| | 86,836,053.11 | 8,934,400.00 | 26,759,563.11 | 69,010,890.00 |
| | 86,836,053.11 | 8,934,400.00 | 26,759,563.11 | 69,010,890.00 |

1 彪 A

698,000 12.80 彪

-

2 彪 彪

23,502,220.00 彪

3,257,343.11



cninf 巨潮资讯 www.cninfo.com.cn 中国证监会指定信息披露网站

3 彪 476,917

0.11%

16.58%

**32**

| | | | | |
|---|---|---|---|---|
| | 57,317,916.51 | 22,422,237.47 | | 79,740,153.98 |
| | 57,317,916.51 | 22,422,237.47 | | 79,740,153.98 |

2014

2014 10%

**33**

| | | |
|---|---|---|
| | 715,821,902.20 | 439,283,860.59 |
| | 715,821,902.20 | 439,283,860.59 |
| | 576,550,564.08 | 358,496,468.13 |
| | 22,422,237.47 | 13,254,426.52 |
| | 71,967,200.00 | 68,704,000.00 |
| | 1,197,983,028.81 | 715,821,902.20 |

1) -4, 689, 146. 87



cninf 巨潮资讯 www.cninfo.com.cn 中国证监会指定信息披露网站

2) 0.00

3) 0.00

4) 0.00

5) 0.00

**34**

| | | | | |
|---|---|---|---|---|
| | | | | |
| | 4,970,783,295.60 | 3,193,558,786.28 | 3,873,291,406.71 | 2,581,817,765.24 |
| | 35,140,377.00 | 28,364,621.14 | 29,335,458.80 | 1,803,908.88 |
| | 5,005,923,672.60 | 3,221,923,407.42 | 3,902,626,865.51 | 2,583,621,674.12 |

**35**

| | | |
|---|---|---|
| | 43,067,890.81 | 33,394,155.99 |
| | 15,350,247.39 | 11,003,818.46 |
| | | |

| | | |
|---|---|---|
| | 168,462,990.04 | 126,870,284.82 |
| | 144,805,472.35 | 151,380,983.12 |
| | 43,378,437.45 | 24,359,581.28 |
| | 32,169,556.84 | 25,665,377.07 |
| | 24,205,375.12 | 29,090,926.58 |
| | 22,469,326.06 | 13,770,584.80 |
| | 14,591,804.41 | 10,219,982.09 |
| | 5,040,543.34 | 2,618,604.94 |
| | 4,226,915.62 | 2,881,927.57 |
| | 18,049,691.40 | 12,488,394.54 |
| | 477,400,112.63 | 399,346,646.81 |

**37**

| | | |
|---|---|---|
| | 168,930,276.52 | 113,407,131.24 |
| | 118,827,502.11 | 98,916,127.33 |
| | 67,662,710.73 | 30,388,772.50 |
| | 25,408,446.07 | 19,429,019.95 |
| | 19,443,158.45 | 14,507,611.22 |
| | 15,988,908.94 | 10,610,032.80 |
| | 11,950,141.15 | 9,018,638.71 |
| | 11,351,633.45 | 5,164,685.46 |



cninf 巨潮资讯 www.cninfo.com.cn 中国证监会指定信息披露网站

| | | |
|---|---|---|
| | 9,282,396.48 | 8,494,378.33 |
| | 8,977,643.12 | 5,235,515.38 |
| | 6,829,528.73 | 3,277,045.97 |
| | 5,222,337.42 | 2,437,259.48 |
| | 5,039,593.69 | 5,353,012.87 |
| | 3,525,456.21 | 2,206,979.44 |
| | 3,107,702.31 | 3,177,494.85 |
| | 31,121,506.85 | 23,553,524.88 |
| | 512,668,942.23 | 355,177,230.41 |

**38**

| | | |
|---|---|---|
| | 55,349,252.82 | 68,360,304.58 |
| | 6,364,674.89 | 4,341,729.05 |
| | 6,032,171.33 | -4,341,729.05 |
| | -47,957.96 | 163,304.21 |
| | 1,873,147.84 | 5,132,887.32 |
| | 56,841,939.14 | 69,314,767.06 |

**39**

| | | |
|---|---|---|
| | 44,479,473.91 | 32,282,938.74 |



cninf 巨潮资讯 www.cninfo.com.cn 中国证监会指定信息披露网站

| | | |
|---|---|---|
| | 80,784.21 | -1,194,906.11 |
| | | 1,689,605.75 |
| | 44,560,258.12 | 32,777,638.38 |

**40**

| | | |
|---|---|---|
| | | |

| | | | |
|---|---|---|---|
| | 85,254.46 | 386,559.42 | 85,254.46 |
| | 85,254.46 | 386,559.42 | 85,254.46 |
| | 27,399,092.00 | 29,605,013.23 | 27,399,092.00 |
| | 681,271.23 | 227,680.35 | 681,271.23 |
| | 239,089.09 | 563,644.60 | 239,089.09 |
| | 161.01 | 9.57 | 161.01 |
| | 165,674.10 | | 165,674.10 |
| | 28,570,541.89 | 30,782,897.60 | |

| | | | / |
|---|---|---|---|
| | 6,353,600.00 | 12,964,575.00 | |
| | 3,100,000.00 | | |
| | 2,686,000.00 | | |
| | 2,271,000.00 | | |
| 2014<br>彪 | 2,000,000.00 | | |
| 2014 | 1,400,000.00 | | |
| 2013 | 1,087,000.00 | | |



cninf 巨潮资讯 www.cninfo.com.cn 中国证监会指定信息披露

| | | | |
|---|---|---|---|
| | | | |
| | 1,000,000.00 | 667,000.00 | |
| | 1,000,000.00 | | |
| | 800,000.00 | 279,900.00 | |
| | 595,000.00 | | |
| | 503,500.00 | | |
| 2014 | 500,000.00 | | |
| 2014 | 500,000.00 | | |
| 2013 | 478,716.00 | | |
| 2014 | 420,000.00 | | |
| 13 | 350,000.00 | | |
| | 300,000.00 | 300,000.00 | |
| 2013 | 200,000.00 | | |
| 2014 | 200,000.00 | | |
| | 150,000.00 | | |
| | 150,000.00 | 1,020,000.00 | |



cninf 巨潮资讯 www.cninfo.com.cn 中国证监会指定信息披露网站

| | | | |
|---|---|---|---|
| 2014 | 150,000.00 | | |
| | 143,001.00 | | |
| 彪 | 100,000.00 | | |
| | 100,000.00 | | |
| 2014 | 100,000.00 | | |
| | 100,000.00 | | |
| | 100,000.00 | | |
| | 82,900.00 | 2,202,020.00 | |
| | 79,150.00 | 48,960.00 | |
| 2014 | 55,000.00 | | |
| | 50,000.00 | | |
| | 40,000.00 | 30,000.00 | |
| | 34,390.00 | | |
| | 30,000.00 | | |
| | 21,600.00 | | |
| | 20,000.00 | | |
| | 20,000.00 | | |



cninf 巨潮资讯 www.cninfo.com.cn 中国证监会指定信息披露网站

| | | | |
|---|---|---|---|
| | 20,000.00 | 15,000.00 | |
| | | | |
| | | | |
| | | | |
| | | | |
| | | | |
| | | | |
| | | | |
| | | | |
| | | | |
| | | 7,630,000.00 | |
| | | 1,035,000.00 | |

| | | | |
|---|---|---|---|
| | | | |
| | | 165,059.36 | |
| | | 150,000.00 | |
| 2013 | | 150,000.00 | |
| 2012 | | 141,021.60 | |
| | | 120,000.00 | |
| 2013 | | 96,926.00 | |
| | | 60,000.00 | |
| | | 50,000.00 | |
| | | 50,000.00 | |
| | | 50,000.00 | |
| | | 44,009.27 | |
| 2012 | | 40,000.00 | |
| 2012 | | 10,000.00 | |
| | | 10,000.00 | |
| | | 8,000.00 | |
| | | 5,000.00 | |
| 2012 | | 5,000.00 | |
| | 27,399,092.00 | 29,605,013.23 | -- |



cninf 巨潮资讯 www.cninfo.com.cn 中国证监会指定信息披露网站

## 43

| | | | 彪 |
|---|---|---|---|
| | 477,860.40 | 1,827,770.10 | 477,860.40 |
| | 335,777.62 | 1,817,349.77 | 335,777.62 |
| | 142,082.78 | 10,420.33 | 142,082.78 |
| | 152,150.00 | 205,401.40 | 152,150.00 |
| | 328,990.22 | 50,511.84 | 328,990.22 |
| | | 5,629.65 | |
| | 959,000.62 | 2,089,312.99 | |

## 44

### 1

| | | |
|---|---|---|
| | 81,084,634.42 | 86,113,042.42 |
| | -12,191,989.82 | -12,467,149.28 |
| | 68,892,644.60 | 73,645,893.14 |

### 2

| | |
|---|---|
| | 651,465,586.69 |



cninf 巨潮资讯 www.cninfo.com.cn 中国证监会指定信息披露

| | |
|---|---|
| / | 97,719,838.00 |
| | 3,777,929.73 |
| | -17,043,522.13 |
| | -3,969,109.78 |
| | -2,875,912.65 |
| 彪 幅 | 5,221,226.23 |
| - | -13,937,804.80 |
| | 68,892,644.60 |

## 45

### 1

| | | |
|---|---|---|
| | 106,179,597.06 | 111,960,486.80 |
| | 24,713,092.00 | 27,996,428.96 |
| | 24,768,589.11 | 10,997,549.84 |
| | 579,055.77 | 131,004.34 |
| | 161.01 | 9.57 |
| | 156,240,494.95 | 151,085,479.51 |

### 2

| | | |
|---|---|---|



cninf 巨潮资讯 www.cninfo.com.cn 中国证监会指定信息披露网站

| | | |
|---|---|---|
| | 539,749,217.02 | 412,322,185.09 |
| | 30,490,387.06 | 79,253,531.67 |
| | 40,117,966.59 | 32,427,257.41 |
| | 152,150.00 | 205,401.40 |
| | 328,990.22 | 50,511.84 |
| | 610,838,710.89 | 524,258,887.41 |

**3**

| | | |
|---|---|---|
| | 22,956,000.00 | 14,030,000.00 |
| | 6,364,674.89 | 4,341,729.05 |
| | 3,328,936.00 | |
| | 2,896,638.08 | |
| | 35,546,248.97 | 18,371,729.05 |

**4**

| | | |
|---|---|---|
| | 665,330.04 | |
| | 665,330.04 | |

**5**



cninf 巨潮资讯 www.cninfo.com.cn 中国证监会指定信息披露网站

| | | |
|---|---|---|
| | 21,786,951.71 | 5,475,571.70 |
| | | 3,924,527.01 |
| | 21,786,951.71 | 9,400,098.71 |

## 6

| | | |
|---|---|---|
| | 28,006,313.08 | 19,898,237.38 |
| | 3,920,949.20 | |
| | 1,873,147.84 | 5,132,887.32 |
| | 33,800,410.12 | 25,031,124.70 |

## 46

## 1

| | | |
|---|---|---|
| 1 | -- | -- |
| | 582,572,942.09 | 364,960,674.68 |
| | 44,560,258.12 | 32,777,638.38 |
| 彪 | 74,386,610.26 | 47,772,792.99 |
| | 5,222,337.42 | 2,437,259.48 |
| | 1,441,995.07 | 2,076,587.83 |



cninf 巨潮资讯 www.cninfo.com.cn 中国证监会指定信息披露网站

| | | |
|---|---|---|
| | 392,605.94 | 1,441,210.68 |
| | -67,380.00 | |
| | 56,833,173.43 | 69,314,767.06 |
| | -3,947,862.76 | -3,000,000.00 |
| | -12,191,989.82 | -12,467,149.28 |
| | 0.00 | |
| | -136,395,937.25 | 28,625,082.63 |
| 彪 | -488,079,531.22 | -453,736,194.44 |
| 彪 | 176,878,383.96 | 174,432,750.21 |
| | 49,455,911.65 | 8,959,064.93 |
| | 351,061,516.89 | 263,594,485.15 |
| 2 | -- | -- |
| 3 | -- | -- |
| | 802,739,163.53 | 279,774,302.41 |
| | 279,774,302.41 | 314,504,413.40 |
| | 522,964,861.12 | -34,730,110.99 |

**2**

| | |
|---|---|
| | |
| | -- |



cninf 巨潮资讯 www.cninfo.com.cn 中国证监会指定信息披露

| | |
|---|---|
| | 2,896,638.08 |
| | -- |
| | 2,896,638.08 |
| | -- |
| | -2,896,638.08 |

**3**

## 48 彪

### 1 彪

| | | | |
|---|---|---|---|
| | 5,662.53 | 6.1190 | 34,649.02 |
| | 0.94 | 7.4556 | 7.01 |
| | 15.00 | 0.7889 | 11.83 |
| | 306.13 | 6.1190 | 1,873.21 |
| | 391,657.32 | 7.4556 | 2,920,040.31 |
| | | | |
| | 2,161,475.48 | 6.1190 | 13,226,068.46 |
| | 7,550.15 | 7.4556 | 56,290.90 |

### 2

## 1

### 1

| | | | | | | | | |
|---|---|---|---|---|---|---|---|---|
| | 2014 09 03 | 173,098.20 | 100.00% | | 2014 09 03 | | 37,611,609.94 | 1,515,160.33 |

**2**

| | |
|---|---|
| | |
| | |
| | 173,098.20 |
| | 173,098.20 |
| | 338,772.30 |
| | -165,674.10 |

**3**

| | | |
|---|---|---|
| | 27,344,039.51 | 27,344,039.51 |
| | 698,498.93 | 698,498.93 |
| | 698,498.93 | 698,498.93 |
| | 27,703,766.14 | 27,703,766.14 |
| | 338,772.30 | 338,772.30 |
| | 338,772.30 | 338,772.30 |



cninf 巨潮资讯 www.cninfo.com.cn 中国证监会指定信息披露网站

| | | | | | | |
|---|---|---|---|---|---|---|
| | | | | | | |
| | | | | 100.00% | | |
| | | | | 100.00% | | |
| | | | | 100.00% | | |
| | | | | 100.00% | | |
| | | | | 100.00% | | |
| | | | | 100.00% | | |
| | | | | 100.00% | | |
| | | | | 100.00% | | |
| | | | | 100.00% | | |



cninf 巨潮资讯 www.cninfo.com.cn 中国证监会指定信息披露网站

| | | | | | | |
|---|---|---|---|---|---|---|
| | | | | | | |
| | | | | 100.00% | | |
| | | | | 100.00% | | |
| | 开 | 开 | | 100.00% | | |
| | | | | 100.00% | | |

**2**

| | | | | |
|---|---|---|---|---|
| | 6.03% | 6,022,378.01 | | 25,694,953.37 |

**3**

| | | | | | | | | | | | | |
|---|---|---|---|---|---|---|---|---|---|---|---|---|
| | | | | | | | | | | | | |



cninf 巨潮资讯 www.cninfo.com.cn 中国证监会指定信息披露网站

| | | | | | | | | | | | | |
|---|---|---|---|---|---|---|---|---|---|---|---|---|
| | 746,617,371.49 | 161,804,332.21 | 908,421,703.70 | 481,703,073.96 | 600,000.00 | 482,303,073.96 | 621,649,280.27 | 153,056,426.48 | 774,705,706.75 | 452,627,077.78 | 600,000.00 | 453,227,077.78 |

彪

1

| | | |
|---|---|---|
| | | |
| | | |
| | | |
| | 96,921.85 | 41,407.27 |
| | 96,921.85 | 41,407.27 |
| | 62,920.63 | 108,016.61 |



cninf 巨潮资讯 www.cninfo.com.cn 中国证监会指定信息披露网站

| | | |
|---|---|---|
| | 56,019.54 | 99,333.00 |
| | 6,901.09 | 8,683.61 |
| | **34,001.22** | |
| | | **-66,609.34** |

彪

彪

2014 12 31

| | | | |
|---|---|---|---|
| 3% | -33.63 | 4% | 0.07 |
| -3% | 33.63 | -4% | -0.07 |
| 7% | 17.04 | 7% | -7.07 |
| -7% | -17.04 | -7% | 7.07 |
| 7% | 0.01 | 7% | 0.01 |
| -7% | -0.01 | -7% | -0.01 |

彪

2



cninf 巨潮资讯 www.cninfo.com.cn 中国证监会指定信息披露网站

彪

4

28.02%

2013 26.94%

21.40% 2013 24.13%

3 彪

彪

2014 12 31

178,970.42 2013 12 31 137,953.45



cninf 巨潮资讯 www.cninfo.com.cn 中国证监会指定信息披露网站

| | | | |
|---|---|---|---|
| 96,921.85 | - | - | 96,921.85 |
| 6.74 | - | - | 6.74 |
| 25,664.36 | - | - | 25,664.36 |
| 166,439.01 | 1,918.39 | 1,590.33 | 169,947.73 |
| 6,572.67 | 925.44 | 812.80 | 8,310.91 |
| 2,985.47 | - | - | 2,985.47 |
| **298,590.10** | **2,843.83** | **2,403.13** | **303,837.06** |
| 56,019.54 | - | - | 56,019.54 |
| 12,914.08 | - | - | 12,914.08 |
| 27,176.61 | - | - | 27,176.61 |
| 2,300.83 | - | - | 2,300.83 |
| 787.93 | - | - | 787.93 |
| 238.44 | - | - | 238.44 |
| 19,825.85 | - | - | 19,825.85 |
| 3,668.41 | 3,009.32 | 223.36 | 6,901.09 |
| **122,931.69** | **3,009.32** | **223.36** | **126,164.37** |



cninf 巨潮资讯 www.cninfo.com.cn 中国证监会指定信息披露网站

| | | | |
|---|---|---|---|
| 41,407.27 | - | - | 41,407.27 |
| - | - | - | - |
| | | | |
| 5,844.76 | - | - | 5,844.76 |
| 129,554.47 | 2,148.59 | 1,781.17 | 133,484.23 |
| 5,635.45 | 362.10 | 497.66 | 6,495.21 |
| 3,196.39 | - | - | 3,196.39 |
| **185,638.34** | **2,510.69** | **2,278.83** | **190,427.86** |
| | | | |
| 99,333.00 | - | - | 99,333.00 |
| 9,508.60 | - | - | 9,508.60 |
| 20,984.03 | - | - | 20,984.03 |
| 831.22 | - | - | 831.22 |
| 521.02 | - | - | 521.02 |
| - | - | - | - |
| 11,560.46 | - | - | 11,560.46 |
| 1,782.52 | 3,668.41 | 3,232.68 | 8,683.61 |
| **144,520.85** | **3,668.41** | **3,232.68** | **151,421.94** |

2

2014 12

31 32.66% 2013 12 31 54.31%



cninf 巨潮资讯 www.cninfo.com.cn 中国证监会指定信息披露网站

**1**

| | | | | |
|---|---|---|---|---|
| | | | | |
| | -- | -- | -- | -- |
| | 67,380.00 | | | |
| | -- | -- | -- | -- |

**2**

**3** **彪**

**4** **彪**

**5**

**彪**



cninf 巨潮资讯 www.cninfo.com.cn 中国证监会指定信息披露网站

**6**

**7**

**8**

**9**

**1**

32.82%

**2**

**3**

| | |
|---|---|
| | 6.42% |
| | |



cninf 巨潮资讯 www.cninfo.com.cn 中国证监会指定信息披露网站

| | |
|---|---|
| | |

## 4

### 1

| | | | | |
|---|---|---|---|---|
| | 50,000,000.00 | 2014 06 05 | | |
| | 230,000,000.00 | 2013 12 16 | | |
| | 60,000,000.00 | 2014 01 09 | | |
| | 90,000,000.00 | 2013 09 04 | | |
| | 50,000,000.00 | 2014 06 06 | | |
| | 50,000,000.00 | 2014 06 09 | | |
| | 100,000,000.00 | 2014 03 07 | | |
| | 30,000,000.00 | 2013 11 14 | | |
| | 15,000,000.00 | 2013 11 08 | | |
| | 60,000,000.00 | 2012 12 30 | | |
| | 80,000,000.00 | 2014 06 01 | | |
| | 40,000,000.00 | 2014 09 05 | | |
| | 20,000,000.00 | 2014 05 08 | | |

| | | | | |
|---|---|---|---|---|



cninf 巨潮资讯 www.cninfo.com.cn 中国证监会指定信息披露网站

| | | | | |
|---|---|---|---|---|
| | 40,000,000.00 | 2014 01 14 | | |
| | 466,600,000.00 | 2014 06 12 | | |
| | 50,000,000.00 | 2014 01 07 | | |
| | 100,000,000.00 | 2013 10 10 | | |
| | 50,000,000.00 | 2014 06 10 | | |

| | |
|---|---|
| | 698,000.00 |
| | 3,917,083.00 |
| | 476,917.00 |
| | 彪 6.83<br>4 8 彪<br>12.80 5 7 |
| | |

1 2013

彪 彪

彪 A 1,800 1,730.20

69.80 彪

1,631.60

2 2013

彪 A 69.80

3 2013

彪 47.6917 1.00

**2**

| | |
|---|---|
| | 彪 彪<br>20 20 |



cninfo 巨潮资讯 www.cninfo.com.cn 中国证监会指定信息披露网站

| | |
|---|---|
| | / 20 14.06<br>50% 2012 彪<br>20<br>50% |
| | |
| 幅 | |
| | 97,655,096.97 |
| | 67,391,030.58 |

**1**

1 2010 12 29 A 13,480,000

471,800,000.00 451,410,500.00

2012

| | | |
|---|---|---|
| 1,000 | 4 | 173,942,900.00 |
| 1,000 | 2 | 147,467,600.00 |
| 1,000 彪 | | 50,000,000.00 |



cninf 巨潮资讯 www.cninfo.com.cn 中国证监会指定信息披露网站

| | |
|---|---|
| 1,000 | 80,000,000.00 |
| | **451,410,500.00** |

2014 12

## 2

### 1

2014 12 31

| | | |
|---|---|---|
| | | |
| | | |
| | | |

5,000

| | |
|---|---|
| | 5,000 |
| 5,000 | |
| | 10,000 |
| 10,000 | |
| | 3,000 |
| | 1,500 |
| | 6,000 |



cninf 巨潮资讯 www.cninfo.com.cn 中国证监会指定信息披露网站

| | |
|---|---|
| | 8,000 |
| | 4,000 |
| | 2,000 |
| | **87500** |

2014 12 31

**2**



cninf 巨潮资讯 www.cninfo.com.cn 中国证监会指定信息披露网站

**1**

**1**

**1**

2

1

2

**2**

| | | | | |
|---|---|---|---|---|
| | 4,105,878,511.48 | 1,509,634,549.67 | -609,589,388.55 | 5,005,923,672.60 |
| | 3,496,289,122.93 | 1,509,634,549.67 | - | 5,005,923,672.60 |
| | 609,589,388.55 | - | -609,589,388.55 | - |
| | 4,063,308,817.43 | 1,508,730,334.88 | -601,255,856.71 | 4,970,783,295.60 |
| | 2,603,454,319.14 | 1,228,058,476.83 | -609,589,388.55 | 3,221,923,407.42 |
| | 2,567,200,423.00 | 1,227,614,219.99 | -601,255,856.71 | 3,193,558,786.28 |
| | 948,635,221.43 | 215,526,241.09 | - | 1,164,161,462.52 |
| /( ) | 552,815,578.37 | 67,023,224.29 | - | 619,838,802.66 |



cninf 巨潮资讯 www.cninfo.com.cn 中国证监会指定信息披露网站

| | | | | |
|---|---|---|---|---|
| | 4,319,687,405.33 | 1,113,033,184.80 | -334,748,537.04 | 5,097,972,053.09 |
| | 1,228,136,310.95 | 707,195,097.35 | -256,980,428.95 | 1,678,350,979.35 |
| | | | | - |
| | | | | - |
| 1. 彪 | 531,422,564.08 | 3,867,198.47 | - | 535,289,762.55 |
| 2. | 78,727,039.20 | 2,323,903.55 | - | 81,050,942.75 |
| 3. | - | - | - | - |
| 4. | 18,293,956.40 | 26,266,301.72 | - | 44,560,258.12 |
| | | | | |
| | | | | |
| | 3,292,605,007.80 | 1,104,833,505.30 | -494,811,647.59 | 3,902,626,865.51 |
| | 2,797,793,360.21 | 1,104,833,505.30 | - | 3,902,626,865.51 |
| | 494,811,647.59 | - | -494,811,647.59 | - |
| | 3,264,999,020.16 | 1,103,104,034.14 | -494,811,647.59 | 3,873,291,406.71 |
| | 2,150,737,831.71 | 927,695,490.00 | -494,811,647.59 | 2,583,621,674.12 |
| | 2,126,389,400.91 | 927,695,490.00 | -494,811,647.59 | 2,559,273,243.32 |
| | 753,680,147.72 | 158,412,060.46 | - | 912,092,208.18 |
| /( ) | 388,187,028.37 | 18,725,954.84 | - | 406,912,983.21 |
| | 3,045,126,148.02 | 749,311,134.41 | -303,383,999.17 | 3,491,053,283.26 |
| | 1,662,239,025.77 | 395,495,618.76 | -145,494,771.93 | 1,912,239,872.60 |
| | | | | |
| | | | | |
| 彪 | 361,194,907.88 | 4,825,269.21 | - | 366,020,177.09 |
| | 49,678,624.40 | 2,608,015.90 | - | 52,286,640.30 |
| | - | - | | |

| | | | | |
|---|---|---|---|---|
| | 9,142,249.78 | 23,635,388.60 | - | 32,777,638.38 |

2

| | |
|---|---|
| 2,724,083,482.36 | 2,177,411,061.04 |
| 1,285,690,874.07 | 1,060,740,208.05 |
| 757,490,897.05 | 536,663,216.58 |
| 203,518,042.12 | 98,476,921.04 |
| 35,140,377.00 | 29,335,458.80 |
| **5,005,923,672.60** | **3,902,626,865.51** |

| | | | | |
|---|---|---|---|---|
| 4,991,916,454.62 | 832,523.17 | 13,174,694.81 | - | 5,005,923,672.60 |

| | | | | |
|---|---|---|---|---|
| 3,891,866,062.19 | 2,549,074.56 | 8,211,728.76 | - | 3,902,626,865.51 |

**3**

1 2013 12 09 700,000

365 2013 12 09



cninf 巨潮资讯 www.cninfo.com.cn 中国证监会指定信息披露网站

365

2 2014 03 13 298,400

365 2014 03 13

3 2014 03 17 176,100

365 2014 03 17

4 2014 6 11

4,000,000

4,000,000

2014 6 11

2014 6 11

5 2014 7 24 1,550,000

365 2014 7 24

6 2014 07 28 630,000

365 2014 07 28



cninf 巨潮资讯 www.cninfo.com.cn 中国证监会指定信息披露网站

7 2014 8 5 5,850,000

359 2014 8

5

11 2014 9 22 4,500,000

365 2014 9 22

12 2014 9 26 4,500,000

360 2014 9 26

13 2014 10 27 1,050,000

360 2014 10 27

14

6,000

**1**

**1**

| | | | | | | | | | |
|---|---|---|---|---|---|---|---|---|---|
| | | | | | | | | | |
| | | | | | | | | | |
| | | | | | | | | | |



cninf 巨潮资讯 www.cninfo.com.cn 中国证监会指定信息披露网站

| | | | | | | | | | | |
|---|---|---|---|---|---|---|---|---|---|---|
| | 750,552,264.94 | 99.82% | 43,298,501.54 | 5.77% | 707,253,763.40 | 678,896,486.24 | 99.80% | 38,882,255.64 | 5.73% | 640,014,230.60 |
| | 1,385,644.35 | 0.18% | 1,385,644.35 | 100.00% | 0.00 | 1,385,644.35 | 0.20% | 1,385,644.35 | 100.00% | 0.00 |

**2**

4, 990, 851. 47 0

**3**

| | |
|---|---|
| | 574,605.57 |

**4**

441,516,781.10

58.72% 13,642,599.73

**2**

**1**

| | | |
|---|---|---|
| | | |

| | | | | | | | | | | |
|---|---|---|---|---|---|---|---|---|---|---|
| | 1,130,330.80 | 0.16% | 1,130,330.80 | 100.00% | 0.00 | 1,130,330.80 | 0.26% | 1,130,330.80 | 100.00% | 0.00 |
| | 719,049,383.84 | 100.00% | 3,107,563.25 | 0.43% | 715,941,820.59 | 429,072,921.93 | | 2,363,154.75 | | 426,709,767.18 |

| | | | |
|---|---|---|---|
| 1 | | | |
| 1 | 22,965,734.80 | 1,148,286.74 | 5.00% |

**2**

744, 408. 50 0. 00

**3 彪**

| 彪 | | |
|---|---|---|
| | 689,182,615.69 | 412,501,801.49 |
| | 11,900,690.70 | 6,899,792.82 |
| | 10,358,410.29 | 976,085.70 |
| | 6,413,078.06 | 8,543,224.42 |
| | 1,194,589.10 | 152,017.50 |
| | 719,049,383.84 | 429,072,921.93 |

**4**

| | 彪 | | | | |
|---|---|---|---|---|---|
| A | | 275,859,647.21 | 1 | 38.36% | |
| B | | 177,787,431.33 | 1 | 24.73% | |
| C | | 147,082,634.51 | 1 | 20.45% | |
| D | | 39,215,874.07 | 1 | 5.45% | |
| E | | 8,960,257.99 | 1 | 1.25% | |



cninf 巨潮资讯 www.cninfo.com.cn 中国证监会指定信息披露网站

| | | | | | |
|---|---|---|---|---|---|
| | -- | 648,905,845.11 | -- | 90.24% | |

**3**

| | | | | | | |
|---|---|---|---|---|---|---|
| | | | | | | |
| | 1,301,260,905.08 | | 1,301,260,905.08 | 1,080,450,579.38 | | 1,080,450,579.38 |
| | 1,301,260,905.08 | | 1,301,260,905.08 | 1,080,450,579.38 | | 1,080,450,579.38 |

**1**

| | | | | | |
|---|---|---|---|---|---|
| | | | | | |

| | | | | |
|---|---|---|---|---|
| )0 | | 95,888,100.00 | | |
| )0 | | 33,315,300.00 | | |
| | | 100,000.00 | | |
| )0 | | 103,788,900.00 | | |
| 40 | | 87,394,300.00 | | |
| )0 | | 51,512,706.88 | | |
| )0 | | 50,710,400.00 | | |

[redacted]

[redacted]

| | | | | | | |
|---|---|---|---|---|---|---|
| | 1,080,450,579.38 | 220,810,325.70 | | 1,301,260,905.08 | | |

**2**

**3**

1 5,000

2014 12 31

2 17.31

100%

3

13,000

4

7,000

5 500

2014 12 31

6

**4**

| | | | | |
|---|---|---|---|---|
| | | | | |
| | 3,030,122,577.45 | 2,227,317,852.30 | 2,525,766,534.15 | 1,870,744,305.53 |
| | 570,292,184.38 | 568,628,694.02 | 324,132,675.45 | 318,339,171.05 |
| | 3,600,414,761.83 | 2,795,946,546.32 | 2,849,899,209.60 | 2,189,083,476.58 |



cninfo 巨潮资讯 www.cninfo.com.cn 中国证监会指定信息披露网站

**5**

| | | |
|---|---|---|
| | -552,137.24 | |
| | -552,137.24 | |

**1 彪**

| | | |
|---|---|---|
| | -392,605.94 | |
| | 27,399,092.00 | |
| | 165,674.10 | |
| 彪 彪<br>彪 彪 | 67,380.00 | |
| | 439,381.11 | |



cninf 巨潮资讯 www.cninfo.com.cn 中国证监会指定信息披露网站

| | | |
|---|---|---|
| 彪 | -552,137.24 | |
| | 3,709,949.16 | |
| | 136,739.09 | |
| | 23,280,095.78 | -- |

彪 1 彪

彪 彪 1

彪 彪 彪

**2**

| | | | |
|---|---|---|---|
| | | / | / |
| | 25.32% | 1.59 | 1.50 |
| 彪 | 24.29% | 1.52 | 1.44 |

**3**

2014 2

2013 1 1 2013

12 31

| | 2013 1 1 | 2013 12 31 | 2014 12 31 |
|---|---|---|---|
| | | | |



cninf 巨潮资讯 www.cninfo.com.cn 中国证监会指定信息披露

| | |
|---|---|
| | 416,874,983.70 |

| | | | |
|---|---|---|---|
| | 103,451,543.32 | 95,086,018.70 | 129,140,836.63 |
| | 170,325,920.56 | 209,840,253.60 | 271,766,098.22 |
| | 194,537,700.87 | 212,598,954.45 | 215,644,069.97 |
| | 6,900,175.73 | 8,312,169.58 | 23,008,288.46 |
| | 82,659,968.96 | 171,391,689.10 | 164,000,214.62 |
| | 5,025,000.00 | 5,210,163.19 | 7,879,258.80 |
| | | | 2,384,400.00 |

| | | | |
|---|---|---|---|
| | | | |
| | 12,761,533.31 | 19,350,445.97 | 25,660,221.97 |
| | 1,257,345,344.66 | 1,608,593,018.73 | 3,462,165,778.23 |
| | 2,811,357,044.13 | 3,520,832,891.33 | 5,141,218,866.06 |



cninf 巨潮资讯 www.cninfo.com.cn 中国证监会指定信息披露网站

2014



cninf 巨潮资讯 www.cninfo.com.cn 中国证监会指定信息披露网站